



三井
SHANGIN

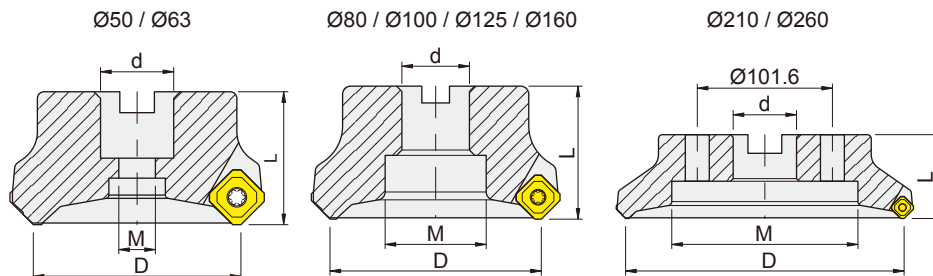


銑刀

MILLING



ASX 45°面銑刀 45°FACE MILLING CUTTERS (ASX)



Item code		Dimensions,mm				Teeth	Insert	
Right hand	Left hand	D	d	L	M			
ASX445-050A03R-22.0	ASX445-050A03L-22.0	50	22.0	40	11	疏 齒	SE..13T3.. WE..13T3..	
-063A04R-22.0	-063A04L-22.0	63	22.0	40	11			4
R05003C-25.4	L05003C-25.4	50	25.4	50	13			3
R06304C-25.4	L06304C-25.4	63	25.4	50	13			4
R08004C-25.4	L08004C-25.4	80	25.4	50	38			4
R10005D-31.75	L10005D-31.75	100	31.75	50	45			5
R12506E-38.1	L12506E-38.1	125	38.1	63	60			6
R16007F-50.8	L16007F-50.8	160	50.8	63	80			7
R21008K-47.625	L21008K-47.625	210	47.625	63	140			8
R26010K-47.625	L26010K-47.625	260	47.625	63	180			10
ASX445-050A04R-22.0	ASX445-050A04L-22.0	50	22.0	40	11	密 齒	SE..13T3.. WE..13T3..	
-063A05R-22.0	-063A05L-22.0	63	22.0	40	11			5
R05004C-25.4	L05004C-25.4	50	25.4	50	13			4
R06305C-25.4	L06305C-25.4	63	25.4	50	13			5
R08006C-25.4	L08006C-25.4	80	25.4	50	38			6
R10007D-31.75	L10007D-31.75	100	31.75	50	45			7
R12508E-38.1	L12508E-38.1	125	38.1	63	60			8
R16010F-50.8	L16010F-50.8	160	50.8	63	80			10
R21012K-47.625	L21012K-47.625	210	47.625	63	140			12
R26014K-47.625	L26014K-47.625	260	47.625	63	180			14
ASX445-050A05R-22.0	ASX445-050A05L-22.0	50	22.0	40	11	超 密 齒	SE..13T3.. WE..13T3..	
-063A06R-22.0	-063A06L-22.0	63	22.0	40	11			6
R05005C-25.4	L05005C-25.4	50	25.4	50	13			5
R06306C-25.4	L06306C-25.4	63	25.4	50	13			6
R08008C-25.4	L08008C-25.4	80	25.4	50	38			8
R10010D-31.75	L10010D-31.75	100	31.75	50	45			10
R12512E-38.1	L12512E-38.1	125	38.1	63	60			12
R16016F-50.8	L16016F-50.8	160	50.8	63	80			16

內徑車刀
BORING BARS

外徑車刀
TOOLHOLDERS

牙刀 & 開槽刀
THREADING & GROOVING

銑刀
MILLING

孔加工
BORING TOOLS COMPONENTS

配件
SPARE PARTS

內徑車刀
BORING BARS

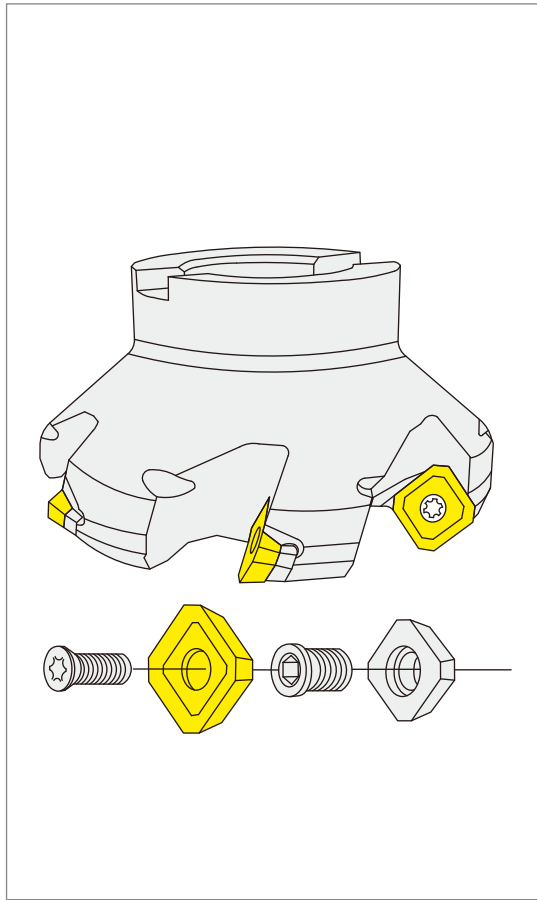
外徑車刀
TOOLHOLDERS

牙刀 & 開槽刀
THREADING & GROOVING

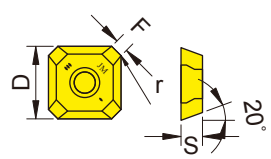
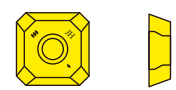
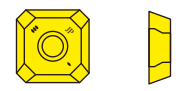
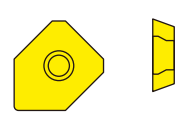
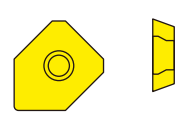
銑刀
MILLING

孔加工
BORING TOOLS COMPONENTS

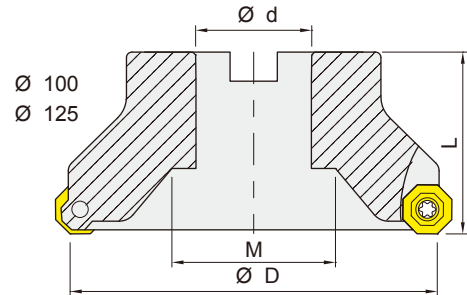
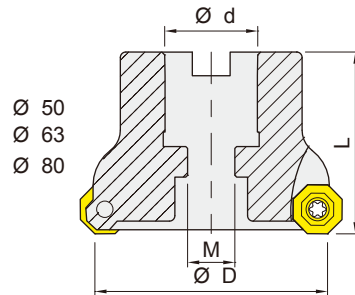
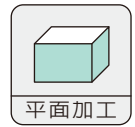
配件
SPARE PARTS


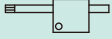


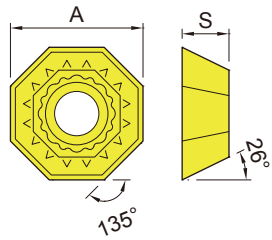
Shim	Screw	Wrench	Screw	Wrench
SSS445N	MDS5035	PL35	MS3512B	TF15

Description	GRADE 材質					Insert Shape	Dimensions,mm			
	NX2525	VP15TF	F5020	HTi10	HTi05T		D	S	F	r
SEMT13T3AGSN-JM		●					13.4	3.97	1.9	1.5
SEMT13T3AGSN-JH		●	●				13.4	3.97	2.2	--
SEGT13T3AGFN-JP				●			13.4	3.97	2.2	--
WEEW13T3AGER8C					●		16.6	3.97	8.2	1.5
WEEW13T3AGTR8C	●								8.1	

MOF 45°面銑刀 45° FACE MILLING CUTTERS (MOF)



Item code	Dimensions,mm				Teeth	Insert	Screw 	Wrench 
	D	d	L	M				
MOF0545R-05004-22.0	50	22.0	40	11	4	OFMT050405ER-SH	MS4011A	TF15
MOF0545R-06305-22.0	63	22.0	40	11	5			
MOF0545R-06305-25.4		25.4	50	13	5			
MOF0545R-08006-25.4	80	25.4	50	13	6			
MOF0545R-10007-31.75	100	31.75	50	45	7			
MOF0545R-12508-38.1	125	38.1	63	55	8			

Description	GRADE 材質	Insert Shape	Dimensions,mm		
	PR830		A	S	r
OFMT050405ER-SH			13.47	4.76	0.5

內徑車刀
BORING BARS

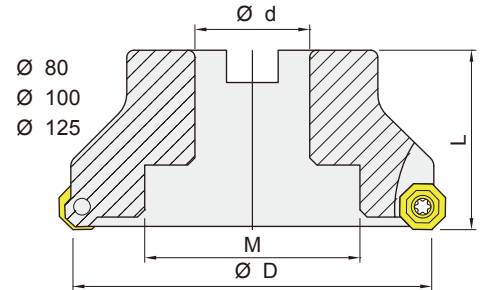
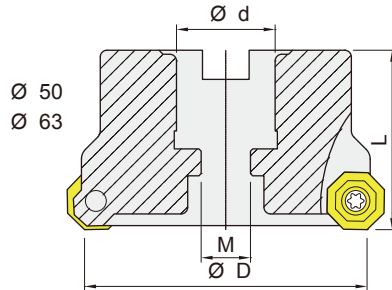
外徑車刀
TOOLHOLDERS


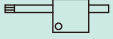
牙刀 & 開槽刀
THREADING & GROOVING

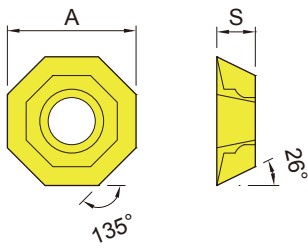
銑刀
MILLING

孔加工
BORING TOOLS COMPONENTS

配件
SPARE PARTS



Item code	Dimensions,mm				Teeth	Insert	Screw 	Wrench 
	D	d	L	M				
TFM435R-05005-22.0	50	22.0	40	11	5	OFMT05T3 TN-ML	MS4011A	TF15
TFM435R-06305-25.4	63	25.4	40	13	5			
TFM435R-06306-25.4	63	25.4	40	13	6			
TFM435R-08007-27.0	80	27.0	50	38	7			
TFM435R-10008-32.0	100	32.0	50	60	8			
TFM435R-12509-40.0	125	40.0	63	60	9			

Description	GRADE 材質	Insert Shape	Dimensions,mm		
	TT8020		A	S	r
OFMT05T3 TN-ML			12.7	3.8	0.6

BORING BARS
內徑車刀

TOOLHOLDERS
外徑車刀

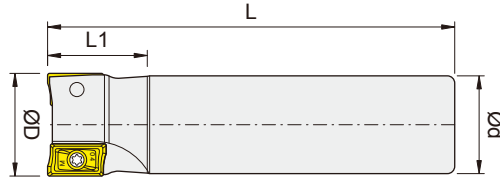
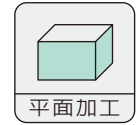
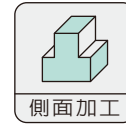
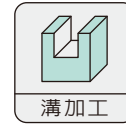
THREADING & GROOVING
牙刀 & 開槽刀

MILLING
銑刀

BORING TOOLS COMPONENTS
孔加工

SPARE PARTS
配件

APM 直角端銑刀 SHOULDER/CUTTING END MILLS (APM)



Item code	Dimensions,mm				Teeth	Insert	Screw	Wrench																											
	D	d	L	L1																															
APM162-S16-150	16	16	150	28	2	AOMT-1236..	MS2506B	TF9																											
APM162-S16-200			200																																
APM172-S16-150	17	16	150	20	2				AOMT-1236..	MS2506B	TF9																								
APM172-S16-200			200																																
APM182-S20-150	18	20	150	25	2							AOMT-1236..	MS2506B	TF9																					
APM182-S20-200			200																																
APM192-S20-150	19	20	150	25	2										AOMT-1236..	MS2506B	TF9																		
APM192-S20-200			200																																
APM202-S20-150	20	20	150	30	2													AOMT-1236..	MS2506B	TF9															
APM202-S20-200			200																																
APM203-S20-150	20	20	150	30	3																AOMT-1236..	MS2506B	TF9												
APM203-S20-200			200																																
APM212-S20-150	21	20	150	20	2																			AOMT-1236..	MS2506B	TF9									
APM212-S20-200			200																																
APM213-S20-150	21	20	150	20	3																						AOMT-1236..	MS2506B	TF9						
APM213-S20-200			200																																
APM222-S20-150	22	20	150	30	2																									AOMT-1236..	MS2506B	TF9			
APM222-S20-200			200																																
APM232-S25-150	23	25	150	30	2																												AOMT-1236..	MS2506B	TF9
APM232-S25-200			200																																
APM243-S25-150	24	25	150	35	3	AOMT-1236..	MS2506B	TF9																											
APM243-S25-200			200																																
APM253-S25-150	25	25	150	35	3				AOMT-1236..	MS2506B	TF9																								
APM253-S25-200			200																																
APM254-S25-150	25	25	150	35	4							AOMT-1236..	MS2506B	TF9																					
APM263-S25-150			26																																
APM263-S25-200	200																																		
APM264-S25-150	26	25	150	25	4										AOMT-1236..	MS2506B	TF9																		
APM264-S25-200			200																																
APM323-S32-150	32	32	150	40	3													AOMT-1236..	MS2506B	TF9															
APM323-S32-200			200																																
APM324-S32-150	32	32	150	40	4																AOMT-1236..	MS2506B	TF9												
APM324-S32-200			200																																
APM333-S32-150	33	32	150	32	3																			AOMT-1236..	MS2506B	TF9									
APM333-S32-200			200																																
APM334-S32-150	33	32	150	32	4																						AOMT-1236..	MS2506B	TF9						
APM334-S32-200			200																																
APM353-S32-150	35	32	150	32	3																									AOMT-1236..	MS2506B	TF9			
APM353-S32-200			200																																
APM354-S32-150	35	32	150	32	4																												AOMT-1236..	MS2506B	TF9
APM354-S32-200			200																																

內徑車刀
BORING BARS

外徑車刀
TOOLHOLDERS

牙刀 & 開槽刀
THREADING & GROOVING

銑刀
MILLING

孔加工
BORING TOOLS COMPONENTS

配件
SPARE PARTS

內徑車刀
BORING BARS
外徑車刀
TOOL HOLDERS
牙刀 & 開槽刀
THREADING & GROOVING
銑刀
MILLING
孔加工
BORING TOOLS COMPONENTS
配件
SPARE PARTS

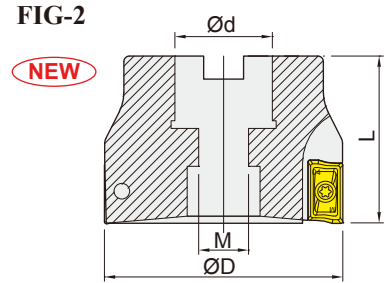
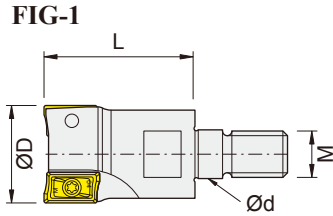
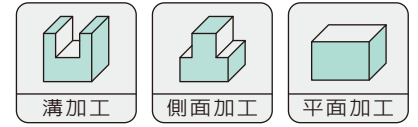
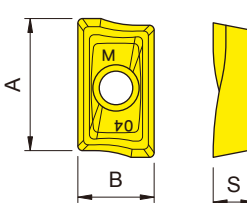
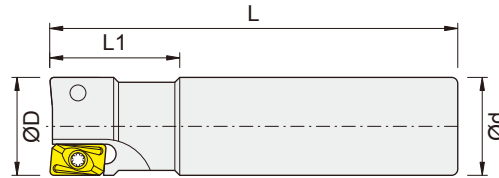
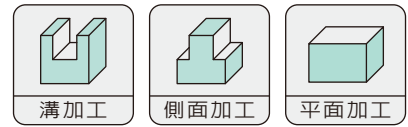


FIG-1 Item code	Dimensions,mm				Teeth	Insert	Screw	Wrench
	D	d	L	M				
APM162-MD14	16	8.5	25	M8	2	AOMT-1236..	MS2506B	TF9
APM172-MD14	17	10.5	30	M10	2			
APM202-MD18	20				3			
APM203-MD18	20	2						
APM212-MD18	21	12.5	35	M12	3			
APM253-MD23	25				4			
APM254-MD23	26	3						
APM263-MD23		4						
APM264-MD23	32	17	43	M16	3			
APM323-MD29	33	17	43	M16	4			
APM324-MD29					3			
APM333-MD29	4							
APM334-MD29	35	17	43	M16	3			
APM353-MD29	35	17	43	M16	4			
APM354-MD29					3			

FIG-2 Item code	Dimensions,mm				Teeth	Insert	Screw	Wrench
	D	d	L	M				
NEW APM 05007-25.4	50	25.4	50	13	7	AOMT-1236..	MS2506B	TF9
NEW APM 06308-25.4	63	25.4	50	13	8			
NEW APM 08009-25.4	80				9			

Description	GRADE 材質		Insert Shape	Dimensions,mm			
	VP15TF	VP15TF		A	B	S	r
AOMT123604PEER-GM		●		12	6.6	3.6	0.4
AOMT123604PEER-M	●			0.4			
AOMT123608PEER-M	●			0.8			
AOMT123604PEER-H	●			0.8			

BAP 直角端銑刀 SHOULDER/CUTTING END MILLS (BAP)



Item code	Dimensions,mm				Teeth	Insert	Screw	Wrench
	D	d	L	L1				
BAP3-15.5-S16-100	15.5	16	100	28	2	APMT1135....	MS2506E	TF8
BAP3-162-S16-100	16	16	100	28	2			
BAP3-162-S16-150			150					
BAP3-172-S16-150	17	16	150	20	2			
BAP3-172-S16-200			200					
BAP3-182-S20-100	18	20	100	28	2			
BAP3-182-S20-150			150					
BAP3-202-S20-100	20	20	100	28	2			
BAP3-202-S20-150			150					
BAP3-202-S20-200			200					
BAP3-203-S20-150			150		3			
BAP3-203-S20-200	200							
BAP3-212-S20-150	21	20	150	25	2			
BAP3-212-S20-200			200					
BAP3-213-S20-150			150		3			
BAP3-213-S20-200	200							
BAP3-243-S25-125	24	25	125	35	3			
BAP3-253-S25-150	25	25	150	35	3			
BAP3-253-S25-200			200					
BAP3-254-S25-150			150		4			
BAP3-254-S25-200			200					
BAP3-263-S25-150	26	25	150	35	3			
BAP3-263-S25-200			200					
BAP3-264-S25-150			150		4			
BAP3-264-S25-200	200							
BAP3-324-S32-150	32	32	150	35	4			
BAP3-324-S32-200			200					
BAP4-252-S25-125	25	25	125	40	2			
BAP4-252-S25-150			150					
BAP4-252-S25-200			200					
BAP4-322-S32-150	32	32	150	45	2			
BAP4-322-S32-200			200					
BAP4-323-S32-150	32	32	150	45	3			
BAP4-323-S32-200			200					

內徑車刀
BORING BARS

外徑車刀
TOOL HOLDERS

牙刀 & 開槽刀
THREADING & GROOVING

銑刀
MILLING

孔加工
BORING TOOLS COMPONENTS

配件
SPARE PARTS

BORING BARS
內徑車刀

TOOLHOLDERS
外徑車刀

THREADING & GROOVING
牙刀 & 開槽刀

MILLING
銑刀

BORING TOOLS COMPONENTS
孔加工

SPARE PARTS
配件

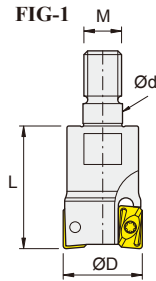


FIG-2
Ø 50
Ø 63
Ø 66
Ø 80

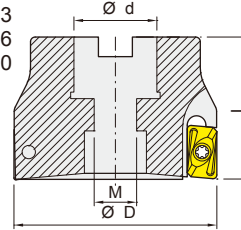


FIG-2
Ø 100
Ø 125

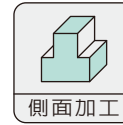
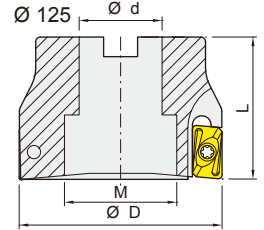



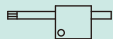

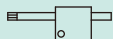

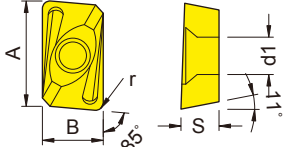
FIG-1 Item code	Dimensions,mm				Teeth	Insert	Screw 	Wrench 
	D	d	L	M				
BAP3-162-MD14	16	8.5	25	M8	2	APMT1135...	MS2506E	TF8
BAP3-172-MD14	17							
BAP3-202-MD18	20	10.5	30	M10	2			
BAP3-203-MD18					3			
BAP3-212-MD18	21				2			
BAP3-213-MD18					3			
BAP3-253-MD23	25	12.5	35	M12	3			
BAP3-254-MD23					4			
BAP3-263-MD23	26				3			
BAP3-264-MD23					4			
BAP3-324-MD29	32	17	43	M16	4			
BAP3-325-MD29					5			
BAP3-334-MD29					4			
BAP3-335-MD29	33				5			

FIG-2 Item code	Dimensions,mm				Teeth	Insert	Screw 	Wrench 
	D	d	L	M				
BAP3-507-22.0	50	22.0	40	11	7	APMT1135...	MS2506E	TF8
BAP4-504-22.0	50	22.0	50	11	4	APMT1604...	MS4011A	TF15
BAP4-504-25.4		25.4	50	13				
BAP4-635-25.4	63	25.4	50	13	5			
BAP4-665-25.4	66				5			
BAP4-806-25.4	80				6			
BAP4-1008-31.75	100	31.75	50	45	8			
BAP4-1259-38.1	125	38.1	50	60	9			

Description	GRADE 材質			Insert Shape	Dimensions,mm				
	F620	VP15TF	HT110		A	B	S	d1	r
APMT1135PDER-H2	●				11	6.35	3.5	2.85	0.8
APMT1604PDER-H2	●				16.5	9.525	4.76	4.4	
APMT1135PDER-M2		●			11	6.35	3.5	2.85	0.8
APMT1604PDER-M2		●			16.5	9.525	4.76	4.4	
APMT1135PDFR-G2			●		11	6.35	3.5	2.85	0.8
APMT1604PDFR-G2			●		16.5	9.525	4.76	4.4	

BXD 直角端銑刀 SHOULDER/CUTTING END MILLS (BXD)

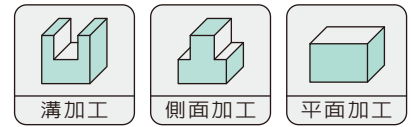


FIG-1

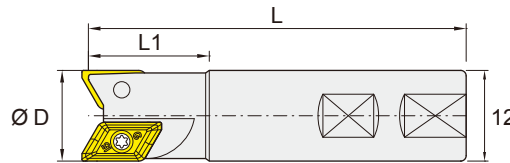


FIG-2
Ø 50

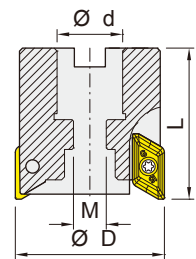



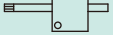


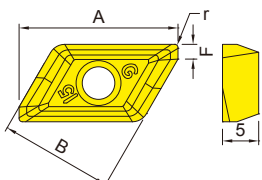
FIG-1 Item code	Dimensions,mm				Teeth	Insert	Screw 	Wrench 
	D	d	L	L1				
BXD15-252-S25-125	25	25	125	50	2	XDGT1550PD..	MS4011A	TF15
BXD15-252-S25-160			160					
BXD15-252-S25-200			200					
BXD15-322-S32-150	32	32	150	50	2			
BXD15-322-S32-200			200					
BXD15-322-S32-250			250					

FIG-2 Item code	Dimensions,mm				Teeth	Insert	Screw 	Wrench 
	D	d	L	M				
BXD15-504A-22.0	50	22.0	50	11	4	XDGT1550PD..	MS4011A	TF15

Description	GRADE 材質		Insert Shape 	Dimensions,mm			
	VP15TF	LC15TF		A	B	F	r
XDGT1550PDER-G04	●			22	16	1.5	0.4
XDGT1550PDER-G08				22		1.1	0.8
XDGT1550PDER-G12				22	0.7	1.2	
XDGT1550PDER-G16				22	0.4	1.6	
XDGT1550PDER-G20				21.7	0.2	2.0	
XDGT1550PDER-G30				20	0.6	3.0	
XDGT1550PDER-G32				20	0.4	3.2	

內徑車刀
BORING BARS

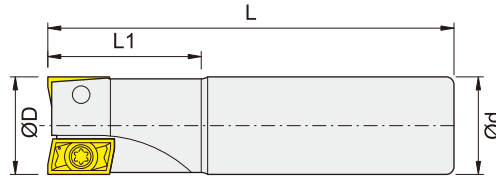
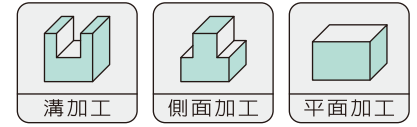
外徑車刀
TOOLHOLDERS


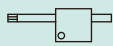
牙刀 & 開槽刀
THREADING & GROOVING

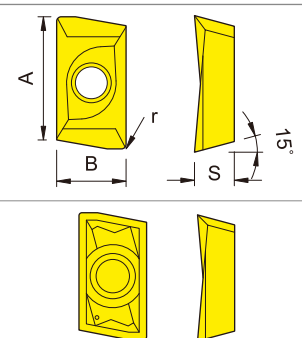
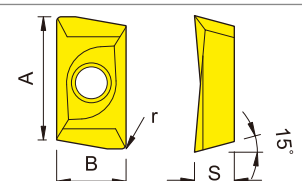

銑刀
MILLING

孔加工
BORING TOOLS COMPONENTS

配件
SPARE PARTS



Item code	Dimensions,mm				Teeth	Insert	Screw 	Wrench 
	D	d	L	L1				
AHU10-162-S16-100	16	16	100	30	2	JDMT1003..R	MS2506A	TF9
AHU10-162-S16-150			150					
AHU10-162-S16-200			200					
AHU10-172-S16-150	17	16	150	25	2			
AHU10-172-S16-200			200					
AHU10-203-S20-125	20	20	125	30	3			
AHU10-203-S20-150			150					
AHU10-203-S20-200			200					
AHU10-254-S25-125	25	25	125	35	4			
AHU10-254-S25-150			150					
AHU10-254-S25-200			200					
AHU15-252-S25-125	25	25	125	40	2	JDMT1505..R	MS4011A	TF15
AHU15-252-S25-150			150					
AHU15-252-S25-200			200					
AHU15-302-S25-125	30	25	125	35	2			
AHU15-302-S25-150			150					
AHU15-302-S25-200			200					
AHU15-323-S32-150	32	32	150	45	3			
AHU15-323-S32-200			200					
AHU15-323-S32-250			250					
AHU15-323-S32-300			300					
AHU15-353-S32-150	35	32	150	45	3			
AHU15-353-S32-200			200					
AHU15-353-S32-250			250					
AHU15-353-S32-300			300					

Description	GRADE 材質	Insert Shape 	Dimensions,mm			
	PTH30E		A	B	S	r
JDMT100308R	●		10.8	6.1	3.5	0.4
JDMT150508R	●		15.8	9.1	5.0	0.4

內徑車刀
BORING BARS
外徑車刀
TOOL HOLDERS
牙刀 & 開槽刀
THREADING & GROOVING
銑刀
MILLING
孔加工
BORING TOOLS COMPONENTS
配件
SPARE PARTS

ASM 直角端銑刀 SHOULDER/CUTTING END MILLS (ASM)

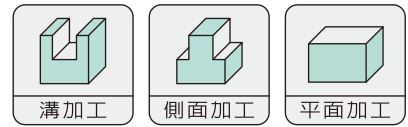


FIG-1 **NEW**

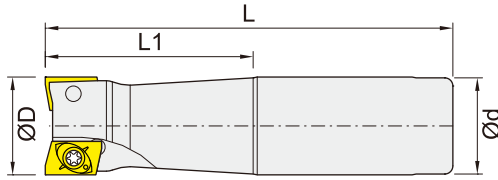


FIG-2 **NEW**

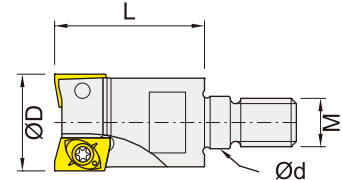


FIG-1 Item code	Dimensions,mm				Teeth	Insert	Screw 	Wrench
	D	d	L	L1				
NEW ASM07-081-S10-100	8	10	100	14	1	JDMT0702..	MS1804A	TF6
NEW ASM07-091-S10-100	9							
NEW ASM07-102-S10-120	10	10	120	18	2			
NEW ASM07-123-S12-120	12	12	120	18	3			
NEW ASM07-143-S12-120	14							
NEW ASM07-164-S16-150	16	16	150	25	4			
NEW ASM07-174-S16-150	17							

FIG-2 Item code	Dimensions,mm				Teeth	Insert	Screw 	Wrench
	D	d	L	M				
NEW ASM07-112-MD10	11	5.5	16	M5	2	JDMT0702..	MS1804A	TF6
NEW ASM07-123-MD11	12	6.5	18	M6	3			
NEW ASM07-132-MD11	13	6.5	18	M6	2			
NEW ASM07-164-MD14	16	8.5	20	M8	4			
NEW ASM07-174-MD14	17	8.5	20	M8	4			
NEW ASM07-205-MD18	20	10.5	25	M10	5			
NEW ASM07-255-MD23	25	12.5	28	M12	5			

Description	GRADE 材質		Insert Shape 	Dimensions,mm			
	PTH30E	JX1020		A	B	S	r
JDMT070202R				6.4	4.3	2.45	0.2
JDMT070204R	●			0.4			
JDMT070208R	●			0.8			

內徑車刀
BORING BARS

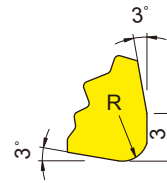
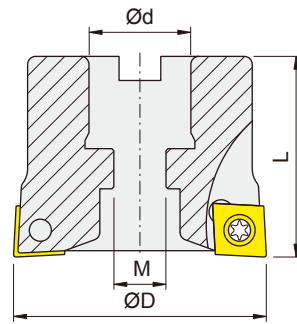
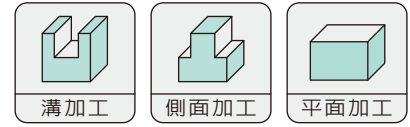
外徑車刀
TOOLHOLDERS

牙刀 & 開槽刀
THREADING & GROOVING



銑刀
MILLING

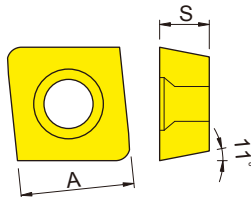
孔加工
BORING TOOLS COMPONENTS

配件
SPARE PARTS



Magnified diagram of set insert

Item code	Dimensions,mm				Teeth	Insert	Screw 	Wrench 
	D	d	L	M				
ASV503-22.0	50	22.0	50	11	3	MPHW120516ZEL	MS5011A	TF20
ASV633-25.4	63	25.4	50	13	3			
ASV634-25.4					4			

Description	GRADE 材質	Insert Shape	Dimensions,mm	
	CY100H		A	S
MPHW120516ZEL			12.7	5.56
MPHW120516ZFL				
MPMT120508ZEL				
MPMT120516ZEL				

BORING BARS 內徑車刀
 TOOLHOLDERS 外徑車刀
 THREADING & GROOVING 牙刀 & 開槽刀
 MILLING 銑刀
 BORING TOOLS COMPONENTS 孔加工
 SPARE PARTS 配件

HCP 直角端銑刀 SHOULDER/CUTTING END MILLS (HCP)

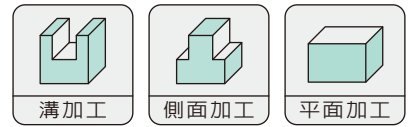
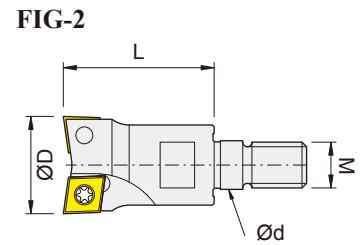
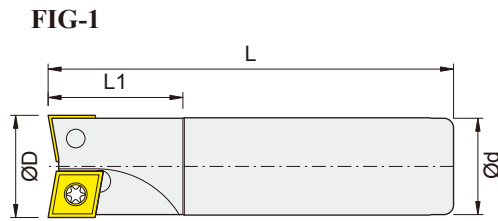


FIG-1 Item code	Dimensions,mm				Teeth	Insert	Screw	Wrench														
	D	d	L	L1																		
HCP09-161-S16-150	16	16	150	30	1	CPMT090308	MS4009A	TF15														
HCP09-161-S16-200			200																			
HCP09-171-S16-150	17	16	150	30	1				CPMT090308	MS4009A	TF15											
HCP09-171-S16-200			200																			
HCP09-212-S20-150	21	20	150	30	2							CPMT090308	MS4009A	TF15								
HCP09-212-S20-200			200																			
HCP09-252-S25-150	25	25	150	40	2										CPMT090308	MS4009A	TF15					
HCP09-252-S25-200			200																			
HCP09-262-S25-150	26	25	150	40	2													CPMT090308	MS4009A	TF15		
HCP09-262-S25-200			200																			
HCP09-262-S25-250			250																			
HCP09-332-S32-150	33	32	150	40	2																CPMT090308	MS4011A
HCP09-332-S32-200			200																			
HCP09-332-S32-250			250																			
HCP09-332-S32-300	33	32	300	40	3	CPMT090308	MS4011A	TF15														
HCP09-333-S32-150			150						40	3	CPMT090308											
HCP09-333-S32-200			200																			
HCP09-333-S32-250			250																			
HCP09-333-S32-300	300																					
HCP12-332-S32-150	33	32	150	40	2				CPMT120408	MS5011A		TF20										
HCP12-332-S32-200			200																			
HCP12-332-S32-250			250																			
HCP12-332-S32-300			300																			

FIG-2 Item code	Dimensions,mm				Teeth	Insert	Screw	Wrench
	D	d	L	M				
AJC-173-MD14	17	8.5	23	M8	3	CCMT0602..	MS2506A	TF9
AJC-214-MD18	21	10.5	30	M10	4			
AJC-265-MD23	26	12.5	35	M12	5			

Description	GRADE 材質	Insert Shape	Dimensions,mm				
	CY250		lc	s	r	d1	θ°
CCMT060204	●		6.35	2.38	0.4	2.8	7
CPMT090308	●		9.525	3.18	0.8	4.4	11
CPMT120408	●		12.7	4.76	0.8	5.5	11
CPMT080204Z	●		7.94	2.38	0.4	2.8	11
CPMT090204Z	●		9.525	2.38	0.4	4.0	11
CPMT120308Z	●		12.7	3.18	0.8	4.5	11
CPMT160408Z	●		15.875	4.76	0.8	5.5	11

內徑車刀
BORING BARS

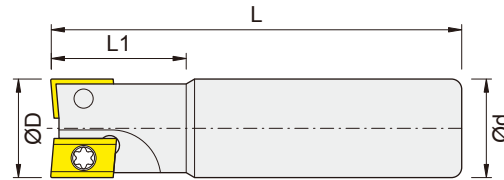
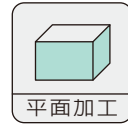
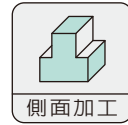
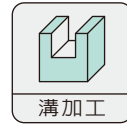
外徑車刀
TOOLHOLDERS

牙刀 & 開槽刀
THREADING & GROOVING

銑刀
MILLING

孔加工
BORING TOOLS COMPONENTS

配件
SPARE PARTS



內徑車刀
BORING BARS



外徑車刀
TOOLHOLDERS

牙刀 & 開槽刀
THREADING & GROOVING

銑刀
MILLING

孔加工
BORING TOOLS COMPONENTS

配件
SPARE PARTS

Item code	Dimensions,mm				Teeth	Insert	Screw 	Wrench 
	D	d	L	L1				
C12-SS12-150	12	12	150	25	1	APET-120204	MS3507A	TF15
C12-SS13-150	13	12	150	20	1			
C16-SS16-150	16	16	150	30	1			
C16-SS16-200			200					
C16-SS17-150	17	16	150	30	1			
C16-SS17-200			200					
C20-SS20-150	20	20	150	35	2			
C20-SS20-200			200					
C20-SS20-250			250					
C20-SS21-150	21	20	150	30	2			
C20-SS21-200			200					
C25-SS25-150	25	25	150	40	2			
C25-SS25-200			200					
C25-SS25-250			250					
C25-SS26-150	26	25	150	30	2			
C25-SS26-200			200					
C25-SS26-250			250					
C32-SS322-150	32	32	150	45	2			
C32-SS322-200			200					
C32-SS322-250			250					
C32-SS32-150	32	32	150	45	3			
C32-SS32-200			200					
C32-SS32-250			250					
C32-SS32-300			300					
C32-SS332-200	33	32	200	30	2			
C32-SS332-250			250					
C32-SS332-300			300					
C32-SS33-200	33	32	200	30	3			
C32-SS33-250			250					
C32-SS33-300			300					

UEX 直角端銑刀 SHOULDER/CUTTING END MILLS (UEX)

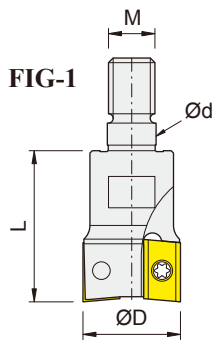


FIG-2

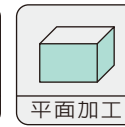
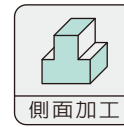
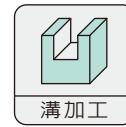
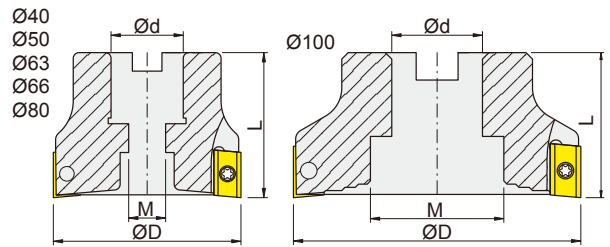


FIG-1 Item code	Dimensions,mm				Teeth	Insert	Screw	Wrench			
	D	d	L	M							
UEX161-MD14	16	8.5	28	M8	1	APET-120204	MS3507A	TF15			
UEX171-MD14	17	8.5	28	M8	1						
UEX172-MD14	17	8.5	28	M8	2						
UEX202-MD18	20	10.5	30	M10	2						
UEX212-MD18	21	12.5	35	M12	3						
UEX253S-MD23	25										
UEX263S-MD23	26										
UEX324S-MD29	32	17	43	M16	4				ADET160308	MS4009A	TF15
UEX334S-MD29	33										
UEX252-MD23	25	12.5	35	M12	2						
UEX262-MD23	26										
UEX323-MD29	32	17	43	M16	3						
UEX333-MD29	33										

FIG-2 Item code	Dimensions,mm				Teeth	Insert	Screw	Wrench
	D	d	L	M				
UEX403-22.0	40	22	40	11	3	ADET160308	MS4009A	TF15
UEX504-22.0	50	22	50	11	4			
UEX504-25.4	50	25.4	50	13	4			
UEX665-25.4	66				5			
UEX806-25.4	80	31.75	50	45	6			
UEX1007-31.75	100				7			

Description	GRADE 材質		Insert Shape	Dimensions,mm					
	CH550	HC844		A	B	S	r	d1	θ°
APNT120204ER	●			12.7	7.938	2.5	0.4	3.8	11
APET120204ER				15.875	9.525	3.18	0.4	4.4	15
ADNT160304ER									
ADET160304ER									

內徑車刀
BORING BARS

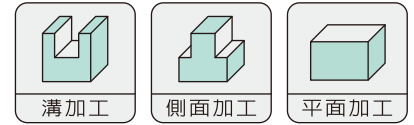
外徑車刀
TOOL HOLDERS

牙刀 & 開槽刀
THREADING & GROOVING

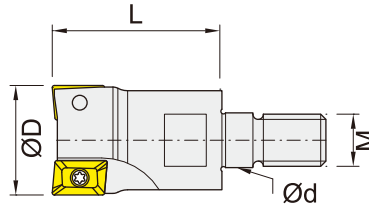
銑刀
MILLING

孔加工
BORING TOOLS COMPONENTS

配件
SPARE PARTS



NEW



BORING BARS
內徑車刀


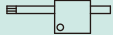
TOOLHOLDERS
外徑車刀

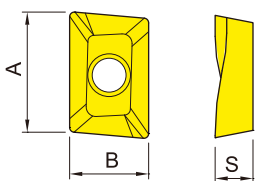
THREADING & GROOVING
牙刀 & 開槽刀

MILLING
銑刀

BORING TOOLS COMPONENTS
孔加工

SPARE PARTS
配件

Item code	Dimensions,mm				Teeth	Insert	Screw 	Wrench 
	D	d	L	M				
NEW WEM10-162-MD14	16	8.5	25	M8	2	APMT-1035..	MS2506A	TF9
NEW WEM10-172-MD14	17							
NEW WEM10-203-MD18	20	10.5	30	M10	3			
NEW WEM10-213-MD18	21							
NEW WEM10-253-MD23	25	12.5	35	M12	3			
NEW WEM10-253-MD23	26				3			

Description	GRADE 材質	Insert Shape	Dimensions,mm			
	ACZ310		A	B	S	r
APMT103504PDER-H	●		10	6.6	3.5	0.4

WEX 直角端銑刀 SHOULDER/CUTTING END MILLS (WEX)

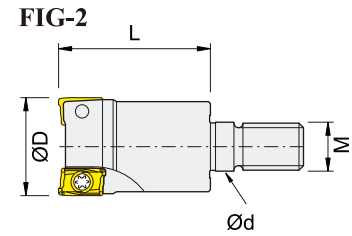
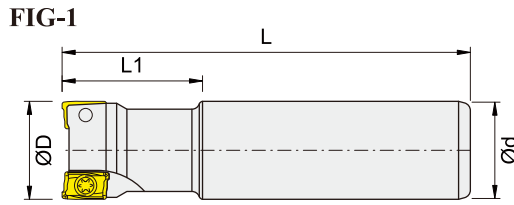
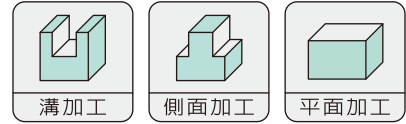


FIG-1 Item code	Dimensions,mm				Teeth	Insert	Screw	Wrench
	D	d	L	L1				
WEX12-162-S16-100	16	16	100	25	2	AXMT1235....	MS3006A	TF9
WEX12-162-S16-150			150					
WEX12-162-S16-200			200					
WEX12-172-S16-100	17		100					
WEX12-172-S16-150			150					
WEX12-172-S16-200			200					
WEX12-203-S20-150	20	20	150	30	3		MS3008A	
WEX12-203-S20-200			200					
WEX12-213-S20-150			150					
WEX12-213-S20-200	21		200					
WEX12-254-S25-150			150					
WEX12-254-S25-200			200					
WEX12-263-S25-150	26		150		3			
WEX12-263-S25-200			200					
WEX12-263-S25-250			250					
WEX12-264-S25-150			150		4			
WEX12-264-S25-200			200					
WEX12-325-S32-150			150					
WEX12-325-S32-200	32	32	200	40	5			
WEX12-325-S32-200			200					
WEX12-335-S32-150	33		150					

FIG-2 Item code	Dimensions,mm				Teeth	Insert	Screw	Wrench
	D	d	L	M				
WEX12-162-MD14	16	8.5	23	M8	2	AXMT1235....	MS3006A	TF9
WEX12-172-MD14	17							
WEX12-203-MD18	20	10.5	30	M10	3		MS3008A	
WEX12-213-MD18	21							
WEX12-254-MD23	25	12.5	35	M12	4			
WEX12-264-MD23	26							
WEX12-325-MD29	32	17	43	M16	5			
WEX12-335-MD29	33							

Description	GRADE 材質		Insert Shape	Dimensions,mm			
	ACP200	ACK200		A	B	S	r
AXMT123504PEER-G	●			12	7	3.58	0.4
AXMT123508PEER-G							0.8
AXMT123512PEER-G	●						1.2
AXMT123504PEER-H							0.4
AXMT123508PEER-H	●						0.8
AXMT123512PEER-H							1.2
AXMT170508PEER-G	●			17.54	10.2	5.59	0.8
AXMT170512PEER-G							1.2
AXMT170516PEER-G	●						1.6
AXMT170520PEER-G							2.0
AXMT170530PEER-G	●						3.0
AXMT170508PEER-H							0.8
AXMT170512PEER-H							1.2

內徑車刀
BORING BARS

外徑車刀
TOOLHOLDERS

牙刀 & 開槽刀
THREADING & GROOVING

銑刀
MILLING

孔加工
BORING TOOLS COMPONENTS

配件
SPARE PARTS

BORING BARS
內徑車刀

TOOL HOLDERS
外徑車刀

THREADING & GROOVING
牙刀 & 開槽刀

MILLING
銑刀

BORING TOOLS COMPONENTS
孔加工

SPARE PARTS
配件

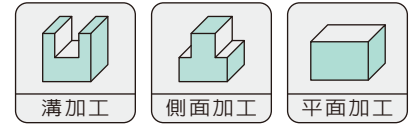
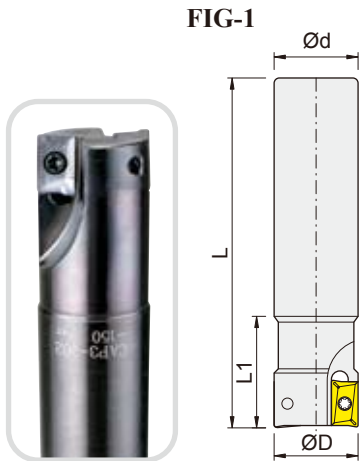


FIG-2

- Ø 50
- Ø 63
- Ø 66
- Ø 80

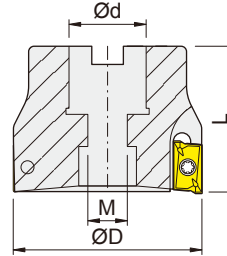


FIG-2

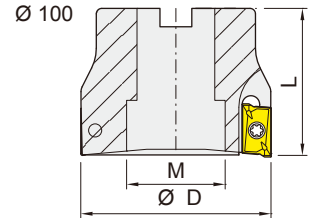



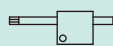

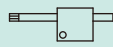
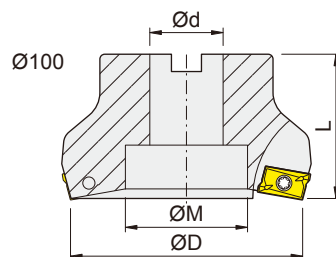
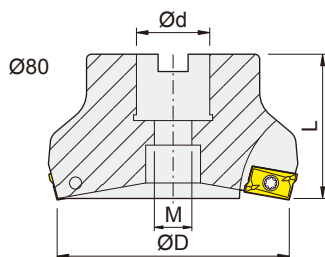
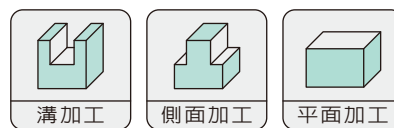


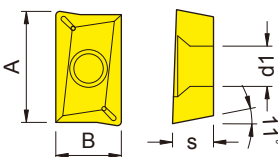
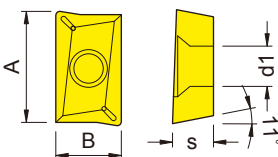
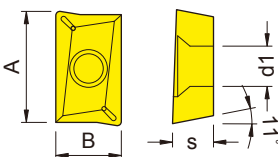
FIG-1 Item code	Dimensions,mm				Teeth	Insert	Screw 	Wrench 																		
	D	d	L	L1																						
CAP3-162-S16-100	16	16	100	28	2	APKT1003..	MS2506B	TF9																		
CAP3-162-S16-150			150																							
CAP3-162-S16-200			200																							
CAP3-172-S16-150	17		150	26	2				APKT1003..	MS2506B	TF9															
CAP3-172-S16-200			200																							
CAP3-182-S20-150	18	20	150	30	2							APKT1003..	MS2506B	TF9												
CAP3-182-S20-200			200																							
CAP3-202-S20-100	20	20	100	30	2										APKT1003..	MS2506B	TF9									
CAP3-202-S20-150			150																							
CAP3-203-S20-150			150		3																					
CAP3-203-S20-200	21	20	200	30	2													APKT1003..	MS2506B	TF9						
CAP3-212-S20-150			150																		3					
CAP3-212-S20-200			200																							
CAP3-213-S20-150	25	25	150	30	3																APKT1003..	MS2506B	TF9			
CAP3-253-S25-150			150																							
CAP3-263-S25-150			150																							
CAP3-263-S25-200	26	25	200	30	3	APKT1003..	MS2506B	TF9																		
CAP3-264-S25-150			150																							
CAP3-264-S25-200			200																							
CAP3-324-S32-150	26	25	150	30	4				APKT1003..	MS2506B	TF9															
CAP3-324-S32-200			200																							
CAP3-324-S32-200	32	32	150	40	4							APKT1003..	MS2506B	TF9												
CAP4-252-S25-125			125												40	2	APKT1604..							MS4009A	TF15	
CAP4-252-S25-150			150																							
CAP4-262-S25-150	25	25	150	30	2										APKT1604..	MS4011A	TF15									
CAP4-262-S25-200			200																							
CAP4-323-S32-150	26	25	150	45	3													APKT1604..	MS4011A	TF15						
CAP4-323-S32-200			200																							
CAP4-333-S32-150	32	32	150	35	3																APKT1604..	MS4011A	TF15			
CAP4-333-S32-200			200																							
CAP4-353-S32-150	33	32	150	35	3																			APKT1604..	MS4011A	TF15
CAP4-353-S32-200	200																									
CAP4-353-S32-150	35	32	150	35	3	APKT1604..	MS4011A	TF15																		

FIG-2 Item code	Dimensions,mm				Teeth	Insert	Screw 	Wrench 
	D	d	L	M				
CAP4-403-25.4	40	25.4	50	13	3	APKT1604..	MS4011A	TF15
CAP4-504-22.0	50	22.0	50	11	4			
CAP4-504-25.4	50	25.4	50	13	4			
CAP4-635-22.0	63	22.0	50	11	5			
CAP4-635-25.4	63	25.4	50	13	5			
CAP4-665-25.4	66	25.4	50	13	5			
CAP4-806-25.4	80	25.4	50	13	6			
CAP4-806-27.0	80	27.0	50	13	6			
CAP4-1008-31.75	100	31.75	50	45	8			

CAPW 銑刀 MILLING CUTTER (CAPW)



Item code	Dimensions,mm				Teeth	Insert	Screw 	Wrench 
	D	d	L	M				
CAPW4-806-25.4	80	25.4	50	13	6	APKT1604..	MS4011A	TF15
CAPW4-1007-31.75	100	31.75	50	45	7			

Description	GRADE 材質			Insert Shape 	Dimensions,mm				
	LCM20	IC656	ASC550		A	B	S	d1	
APKT1003PDTR	●				10.5	6.7	3.5	2.85	
APKT100308PDTR-RM		●				16.5	9.52	5.3	4.4
APKT1604PDER			●						

內徑車刀
BORING BARS

外徑車刀
TOOLHOLDERS

牙刀 & 開槽刀
THREADING & GROOVING

銑刀
MILLING

孔加工
BORING TOOLS COMPONENTS

配件
SPARE PARTS

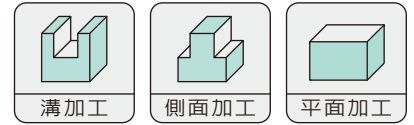


FIG-1

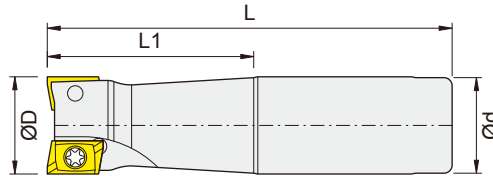

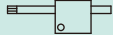


FIG-1 Item code	Dimensions,mm				Teeth	Insert	Screw 	Wrench 
	D	d	L	L1				
AKS06-102-S10-120	10	10	120	20	2	XOMX0602..	MS1804A	TF6
AKS06-112-S10-110	11	10	110	16	2			
AKS06-122-S12-100	12	12	100	25	2			
AKS06-122-S12-130			130					
AKS06-123-S12-100	12	12	100	25	3			
AKS06-123-S12-130			130					
AKS06-132-S12-130	13	12	130	18	2			
AKS06-133-S12-130			3					
AKS06-164-S16-150	16	16	150	28	4			
AKS06-164-S16-200			200					
NEW AKS09-162-S16-150	16	16	150	28	2	XOMX0903..	MS2506E	TF8
NEW AKS09-162-S16-200			200					
NEW AKS09-172-S16-150	17	16	150	20	2			
NEW AKS09-172-S16-200			200					
NEW AKS09-202-S20-150	20	20	150	30	2			
NEW AKS09-202-S20-200			200					
NEW AKS09-203-S20-150	20	20	150	30	3			
NEW AKS09-203-S20-200			200					
NEW AKS09-212-S20-150	21	20	150	30	2			
NEW AKS09-212-S20-200			200					
NEW AKS09-213-S20-150	21	20	150	30	3			
NEW AKS09-213-S20-200			200					
NEW AKS09-253-S25-150	25	25	150	35	3			
NEW AKS09-253-S25-200			200					
NEW AKS09-263-S25-150	26	25	150	30	3			
NEW AKS09-263-S25-200			200					

內徑車刀
BORING BARS

外徑車刀
TOOLHOLDERS

牙刀 & 開槽刀
THREADING & GROOVING

銑刀
MILLING

孔加工
BORING TOOLS COMPONENTS

配件
SPARE PARTS

AKS 直角端铣刀 SHOULDER/CUTTING END MILLS (AKS)

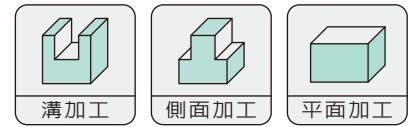


FIG-2

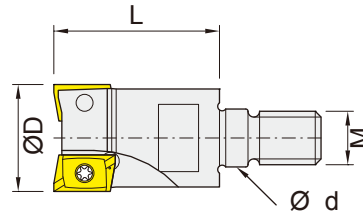

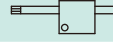
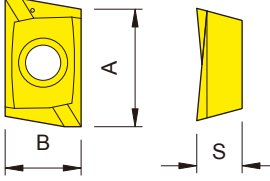


FIG-2 Item code	Dimensions,mm				Teeth	Insert	Screw 	Wrench 			
	D	d	L	M							
AKS06-102-MD10	10	5.5	16	M5	2	XOMX0602..	MS1804A	TF6			
AKS06-112-MD10	11										
AKS06-122-MD11	12	6.5	18	M6	2						
AKS06-123-MD11					3						
AKS06-132-MD11	13	6.5	18	M6	2						
AKS06-133-MD11					3						
AKS06-164-MD14	16	8.5	20	M8	4						
AKS09-172-MD14	17	8.5	25	M8	2				XOMX0903..	MS2506E	TF8
AKS09-202-MD18	20	10.5	30	M10	2						
AKS09-203-MD18					3						
AKS09-212-MD18	21	10.5	30	M10	2						
AKS09-213-MD18					3						
AKS09-253-MD23	25	12.5	35	M12	3						
AKS09-263-MD23	26				3						
AKS09-264-MD23		4									
AKS09-324-MD29	32	17	43	M16	4						
AKS09-325-MD29					5						
AKS09-334-MD29	33	17	43	M16	4						
AKS09-335-MD29					5						

NEW
NEW
NEW
NEW
NEW
NEW
NEW
NEW
NEW
NEW
NEW
NEW

Description	GRADE 材質		Insert Shape 	Dimensions,mm			
	F40M	F30M		A	B	S	r
XOMX060202R-M05				6.91~6.94	4.09	2.45	0.2
XOMX060204R-M05	●						0.4
XOMX060208R-M05							0.8
XOMX060216R-M05							1.6
XOMX090304TR-ME06	●			9.9~10.8	6.35	3.21~3.65	0.4
XOMX090308TR-ME06							0.8
XOMX090312TR-ME06							1.2
XOMX090316TR-ME06							1.6

內徑車刀
BORING BARS

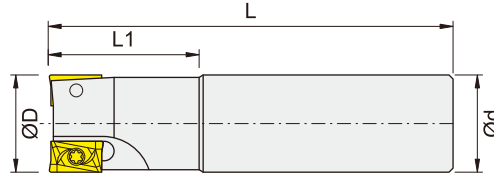
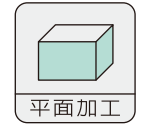
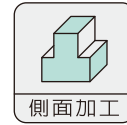
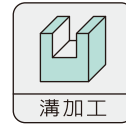
外徑車刀
TOOL HOLDERS

牙刀 & 開槽刀
THREADING & GROOVING

銑刀
MILLING

孔加工
BORING TOOLS COMPONENTS

配件
SPARE PARTS



BORING BARS
內徑車刀


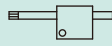
TOOL HOLDERS
外徑車刀

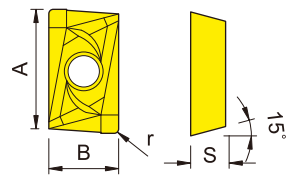
THREADING & GROOVING
牙刀 & 開槽刀

MILLING
銑刀

BORING TOOLS COMPONENTS
孔加工

SPARE PARTS
配件

FIG-1 Item code	Dimensions,mm				Teeth	Insert	Screw 	Wrench 
	D	d	L	L1				
MEA3-121-S12-120	12	12	120	25	1	NDKW090304ER	MS2506A	TF9
MEA3-141-S16-120	14	16	120	28				
MEA3-162-S16-150	16	16	150	30	2			
MEA3-162-S16-200			200					
MEA3-172-S16-150	17	16	150	20	2			
MEA3-172-S16-200			200					
MEA3-182-S20-150	18	20	150	30	2			
MEA3-182-S20-200			200					
MEA3-202-S20-150	20	20	150	30	2			
MEA3-202-S20-200			200					
MEA3-212-S20-150	21	20	150	20	2			
MEA3-212-S20-200			200					
MEA3-253-S25-150	25	25	150	40	3			
MEA3-253-S25-200			200					

Description	GRADE 材質	Insert Shape 	Dimensions,mm			
	PR660		A	B	S	r
NDKT090304ER-V	●		9.5	6.35	3.18	0.4

MEC 直角端銑刀 SHOULDER/CUTTING END MILLS (MEC)

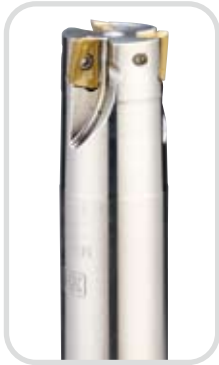
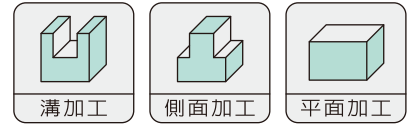


FIG-1 **NEW**

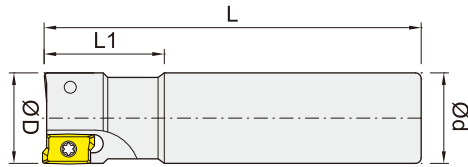
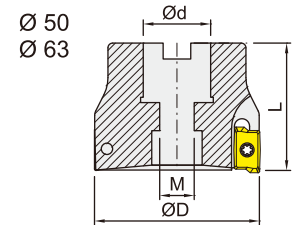


FIG-2 **NEW**



內徑車刀
BORING BARS

外徑車刀
TOOLHOLDERS

牙刀 & 開槽刀
THREADING & GROOVING

銑刀
MILLING

孔加工
BORING TOOLS COMPONENTS

配件
SPARE PARTS

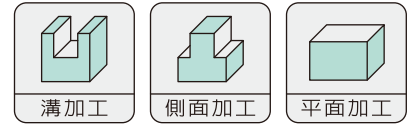
NEW
NEW
NEW
NEW
NEW
NEW
NEW
NEW
NEW
NEW

FIG-1 Item code	Dimensions,mm				Teeth	Insert	Screw 	Wrench
	D	d	L	L1				
MEC11-162-S16-150	16	16	150	28	2	BDMT11T3..	MS2506A	TF9
MEC11-162-S16-200			200					
MEC11-203-S20-150	20	20	150	30	3			
MEC11-203-S20-200			200					
MEC11-253-S25-150	25	25	150	35	3			
MEC11-253-S25-200			200					
MEC11-324-S32-150	32	32	150	35	4			
MEC11-324-S32-200			200					
MEC11-325-S32-150	32	32	150	35	5			
MEC11-325-S32-200			200					

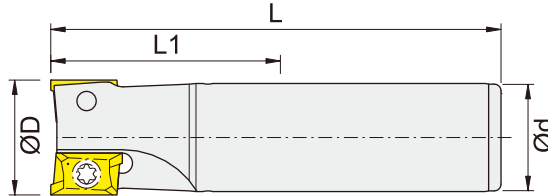
NEW
NEW
NEW

FIG-2 Item code	Dimensions,mm				Teeth	Insert	Screw 	Wrench
	D	d	L	M				
MEC11-406-16K	40	16.0	40	9	6	BDMT11T3..	MS2506A	TF9
MEC11-507-25.4K	50	25.4	50	13	7			
MEC11-638-25.4K	63	25.4	50	13	8			

Description	GRADE 材質		Insert Shape 	Dimensions,mm			
	PR830	PR905		A	B	S	r
BDMT11T304ERJT BDMT11T308ERJT	●			11	6.7	3.8	0.4 0.8



NEW



BORING BARS
內徑車刀

TOOLHOLDERS
外徑車刀

THREADING & GROOVING
牙刀 & 開槽刀

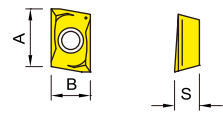
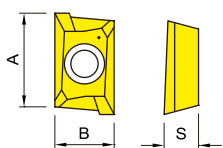
MILLING
銑刀

BORING TOOLS COMPONENTS
孔加工

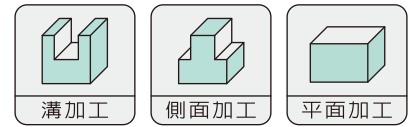
SPARE PARTS
配件

- NEW** TE90A06-081-S10-100
- NEW** TE90A06-102-S10-120
- NEW** TE90A06-112-S10-120
- NEW** TE90A06-123-S12-130
- NEW** TE90A06-133-S12-130
- NEW** TE90A06-163-S16-150
- NEW** TE90A06-164-S16-150
- NEW** TE90A06-173-S16-150
- NEW** TE90A09-121-S12-150
- NEW** TE90A09-142-S16-150
- NEW** TE90A09-162-S16-150
- NEW** TE90A09-172-S16-150
- NEW** TE90A09-202-S20-150
- NEW** TE90A09-202-S20-200
- NEW** TE90A09-203-S20-150
- NEW** TE90A09-203-S20-200
- NEW** TE90A09-213-S20-150
- NEW** TE90A09-213-S20-200
- NEW** TE90A09-253-S25-150
- NEW** TE90A09-253-S25-200
- NEW** TE90A09-263-S25-150
- NEW** TE90A09-263-S25-200
- NEW** TE90A09-333-S32-150
- NEW** TE90A09-333-S32-200
- NEW** TE90A09-353-S32-150
- NEW** TE90A09-353-S32-200
- NEW** TE90A09-354-S32-150
- NEW** TE90A09-354-S32-200

Item code	Dimensions,mm				Teeth	Insert	Screw	Wrench			
	D	d	L	L1							
TE90A06-081-S10-100	8	10	100	20	1	AXMT0602..	MS1804A	TF6			
TE90A06-102-S10-120	10	10	120	16	2	AXMT0602..	MS1804A	TF6			
TE90A06-112-S10-120	11	12	130	12	3						
TE90A06-123-S12-130	12			16	25				3		
TE90A06-133-S12-130	13	16	20	3							
TE90A06-163-S16-150	16		16	150	25				3		
TE90A06-164-S16-150	16	20			4				3		
TE90A06-173-S16-150	17	20	3	AXMT0903..	MS2506B					TF9	
TE90A09-121-S12-150	12	12	150						20		1
TE90A09-142-S16-150	14	16	150						24		2
TE90A09-162-S16-150	16	16							24		2
TE90A09-172-S16-150	17	20	150			20	2				
TE90A09-202-S20-150	20					30		3			
TE90A09-202-S20-200	20	20	200			2					
TE90A09-203-S20-150			150				20	3			
TE90A09-203-S20-200	200	20	3								
TE90A09-213-S20-150	21					20	150	3			
TE90A09-213-S20-200		200	20	3							
TE90A09-253-S25-150	25	25			150	3					
TE90A09-253-S25-200			200	25	3						
TE90A09-263-S25-150	26	200	150			3					
TE90A09-263-S25-200			200	32	3						
TE90A09-333-S32-150	33	32	150			3					
TE90A09-333-S32-200			200	32	3						
TE90A09-353-S32-150	35	32	150			3					
TE90A09-353-S32-200			200	150	4						
TE90A09-354-S32-150	150	200	200			3					
TE90A09-354-S32-200				200	200		3				

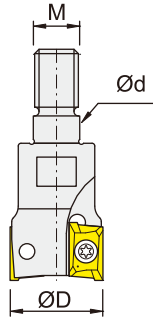
Description	GRADE 材質		Insert Shape	Dimensions,mm			
	TT9030	TT9080		A	B	S	r
AXMT0602PER-EML	●			6.1	4.1	2.6	--
AXMT0903PER-EML	●			9.5	6.2	3.6	--

TE90A 直角端銑刀 SHOULDER/CUTTING END MILLS (TE90A)



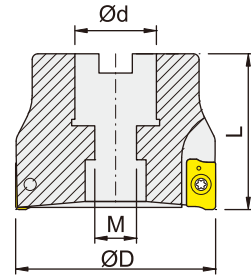
NEW

FIG-1



NEW

FIG-2
Ø 50



內徑車刀
BORING BARS

外徑車刀
TOOLHOLDERS

牙刀 & 開槽刀
THREADING & GROOVING

銑刀
MILLING

孔加工
BORING TOOLS COMPONENTS

配件
SPARE PARTS

FIG-1 Item code	Dimensions,mm				Teeth	Insert	Screw	Wrench
	D	d	L	M				
NEW TE90A06-091-MD08	9	4.5	14	M4	1	AXMT0602..	MS1804A	TF9
NEW TE90A06-102-MD10	10	5.5	16	M5	2			
NEW TE90A06-112-MD10	11	6.5	18	M6	2			
NEW TE90A06-122-MD11	12							
NEW TE90A06-123-MD11	13							
NEW TE90A06-133-MD11	13							
NEW TE90A06-173-MD14	17	8.5	23	M8	3			
NEW TE90A09-162-MD14	16	8.5	23	M8	2	AXMT0903..	MS2506B	TF9
NEW TE90A09-172-MD14	17	10.5	30	M10	2			
NEW TE90A09-202-MD18	20							
NEW TE90A09-203-MD18	21							
NEW TE90A09-212-MD18	21	12.5	35	M12	3			
NEW TE90A09-213-MD18	21							
NEW TE90A09-253-MD23	25							
NEW TE90A09-263-MD23	26							
NEW TE90A09-333-MD29	33	17	43	M16	3			
NEW TE90A09-353-MD29	35							
NEW TE90A09-354-MD29	35							

FIG-2 Item code	Dimensions,mm				Teeth	Insert	Screw	Wrench
	D	d	L	M				
NEW TE90A09-506-22.0	50	22.0	40	11	6	AXMT0903..	MS2506B	TF9
NEW TE90A09-637-25.4	63	25.4	50	13	7			
NEW TE90A09-808-25.4	80				8			

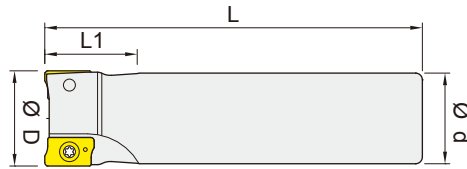
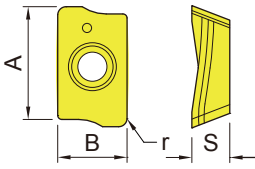
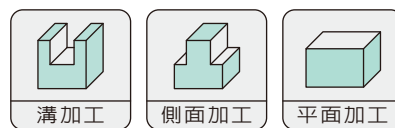
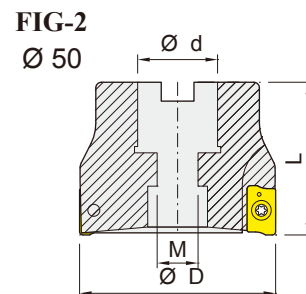
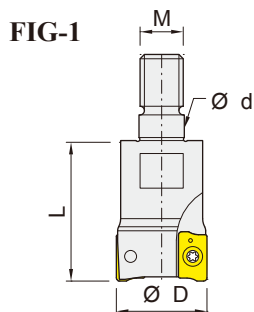


FIG-1 Item code	Dimensions,mm				Teeth	Insert	Screw	Wrench
	D	d	L	L1				
VAX11-162-S16-150	16	16	150	28	2	R390-11T3..	MS2506B	TF9
VAX11-162-S16-200			200					
VAX11-172-S16-150	17	16	150	20	2	R390-11T3..	MS2506B	TF9
VAX11-172-S16-200			200					
VAX11-202-S20-150	20	20	150	30	2	R390-11T3..	MS2506B	TF9
VAX11-202-S20-200			200					
VAX11-203-S20-150	20	20	150	30	3	R390-11T3..	MS2506B	TF9
VAX11-203-S20-200			200					
VAX11-212-S20-150	21	20	150	20	2	R390-11T3..	MS2506B	TF9
VAX11-212-S20-200			200					
VAX11-213-S20-150	21	20	150	20	3	R390-11T3..	MS2506B	TF9
VAX11-213-S20-200			200					
VAX11-253-S25-150	25	25	150	35	3	R390-11T3..	MS2506B	TF9
VAX11-253-S25-200			200					
VAX11-254-S25-150	25	25	150	35	4	R390-11T3..	MS2506B	TF9
VAX11-254-S25-200			200					
VAX11-263-S25-150	26	25	150	25	3	R390-11T3..	MS2506B	TF9
VAX11-263-S25-200			200					
VAX11-264-S25-150	26	25	150	25	4	R390-11T3..	MS2506B	TF9
VAX11-264-S25-200			200					
VAX11-324-S32-150	32	32	150	40	4	R390-11T3..	MS2506B	TF9
VAX11-324-S32-200			200					
VAX11-324-S32-250			250					
VAX11-334-S32-150	33	32	150	32	4	R390-11T3..	MS2506B	TF9
VAX11-334-S32-200			200					
VAX11-334-S32-250			250					
VAX11-354-S32-150	35	32	150	32	4	R390-11T3..	MS2506B	TF9
VAX11-354-S32-200			200					
VAX11-354-S32-250			250					

Description	GRADE 材質		Insert Shape	Dimensions,mm			
	1025	4240		A	B	S	r
R390-11T308E-PL	●			11	6.8	3.59	0.8
R390-11T308M-PM							

BORING BARS 內徑車刀
 TOOLHOLDERS 外徑車刀
 THREADING & GROOVING 牙刀 & 開槽刀
 MILLING 銑刀
 BORING TOOLS COMPONENTS 孔加工
 SPARE PARTS 配件

VAX 直角端銑刀 SHOULDER/CUTTING END MILLS (VAX)



內徑車刀
BORING BARS

外徑車刀
TOOLHOLDERS

牙刀 & 開槽刀
THREADING & GROOVING

銑刀
MILLING

孔加工
BORING TOOLS COMPONENTS

配件
SPARE PARTS




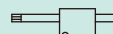
FIG-1 Item code	Dimensions,mm				Teeth	Insert	Screw 	Wrench 
	D	d	L	L1				
VAX11-162-MD14	16	8.5	25	M8	2	R390-11T3..	MS2506B	TF9
VAX11-172-MD14	17							
VAX11-202-MD18	20	10.5	30	M10	2	R390-11T3..	MS2506B	TF9
VAX11-203-MD18				M10	3			
VAX11-212-MD18	21	10.5	30	M10	2	R390-11T3..	MS2506B	TF9
VAX11-213-MD18				M10	3			
VAX11-253-MD23	25	12.5	35	M12	3	R390-11T3..	MS2506B	TF9
VAX11-254-MD23				M12	4			
VAX11-263-MD23	26	12.5	35	M12	3	R390-11T3..	MS2506B	TF9
VAX11-324-MD29	32	17	43	M16	4			
VAX11-325-MD29				M16	5			
VAX11-334-MD29	33	17	43	M16	4	R390-11T3..	MS2506B	TF9
VAX11-335-MD29				M16	5			
VAX11-354-MD29	35	17	43	M16	4	R390-11T3..	MS2506B	TF9
VAX11-355-MD29				M16	5			

FIG-2 Item code	Dimensions,mm				Teeth	Insert	Screw 	Wrench 
	D	d	L	M				
VAX11-D505-22.0	50	22.0	40	11	5	R390-11T3..	MS2508B	TF9
VAX11-D507-22.0					7			
VAX11-D505-25.4	50	25.4	50	13	5	R390-11T3..	MS2508B	TF9
VAX11-D507-25.4					7			

BORING BARS
內徑車刀

TOOLHOLDERS
外徑車刀

THREADING & GROOVING
牙刀 & 開槽刀

MILLING
銑刀

BORING TOOLS COMPONENTS
孔加工

SPARE PARTS
配件

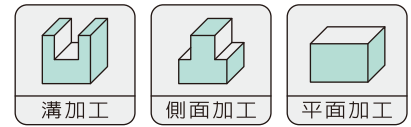
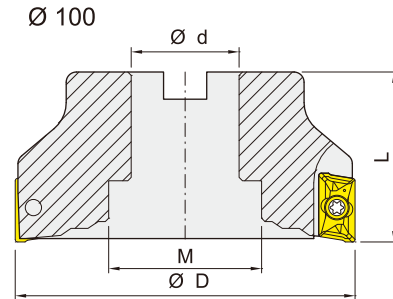
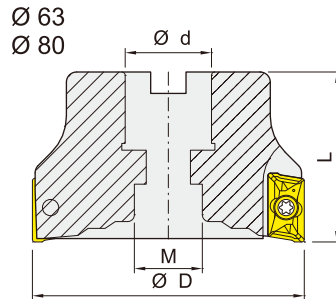

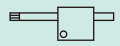
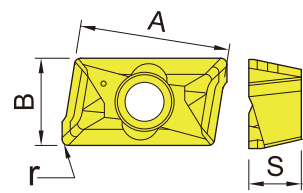


FIG-1 Item code	Dimensions,mm				Teeth	Insert	Screw 	Wrench 
	D	d	L	M				
TPS17-R06305-25.4	63	25.4	50	13	5	ASMT1705....	MS4011A	TF15
TPS17-R08006-25.4	80	25.4	50	13				
TPS17-R10007-31.75	100	31.75	50	45				

Description	GRADE 材質				Insert Shape 	Dimensions,mm			
	AH120	T3130	T3030	NS740		A	B	S	r
ASMT170504-MJ						16.9	9.8	5.6	0.4
ASMT170508-MJ			●						0.8
ASMT170512-MJ									1.2
ASMT170516-MJ									1.6
ASMT170520-MJ									2.0
ASMT170530-MJ									3.0
ASMT170532-MJ									3.2

AQX 鑽銑刀 BORING & MILLING CUTTER (AQX)



FIG-1

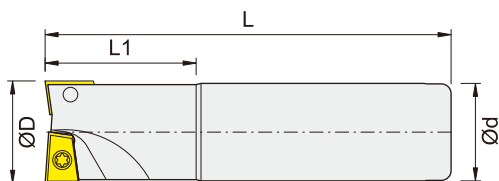


FIG-2

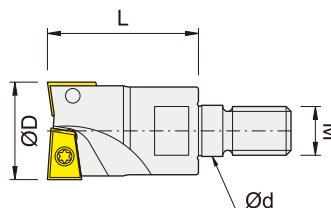


FIG-1 Item code	Dimensions,mm				Teeth	Insert	Screw 	Wrench
	D	d	L	L1				
AQXR162-S16-150	16	16	150	30	2	QOG/MT0830R-G1/M2	MS2206A	TF7
AQXR162-S16-200			200					
AQXR172-S16-150	17	16	150	26	2	QOG/MT1035R-G1/M2	MS2506A	TF9
AQXR172-S16-200			200					
AQXR202-S20-150	20	20	150	35	2	QOG/MT1035R-G1/M2	MS2506A	TF9
AQXR202-S20-200			200					
AQXR212-S20-150	21	20	150	32	2	QOG/MT1342R-G1/M2	MS3008C	TF10
AQXR212-S20-200			200					
AQXR252-S25-150	25	25	150	40	2	QOG/MT1342R-G1/M2	MS3008C	TF10
AQXR252-S25-200			200					
AQXR262-S25-150	26	25	150	38	2	QOG/MT1651R-G1/M2	MS4011A	TF15
AQXR262-S25-200			200					
AQXR322-S32-150	32	32	150	45	2	QOG/MT1651R-G1/M2	MS4011A	TF15
AQXR322-S32-200			200					
AQXR332-S32-150	33	32	150	38	2	QOG/MT1651R-G1/M2	MS4011A	TF15
AQXR332-S32-200			200					
AQXR332-S32-250			250					
AQXR332-S32-300			300					

FIG-2 Item code	Dimensions,mm				Teeth	Insert	Screw 	Wrench
	D	d	L	M				
AQXR162-MD14	16	8.5	25	M8	2	QOG/MT0830R-G1/M2	MS2206A	TF7
AQXR172-MD14								
AQXR202-MD18	20	10.5	32	M10	2	QOG/MT1035R-G1/M2	MS2506A	TF9
AQXR212-MD18								
AQXR252-MD23	25	12.5	35	M12	2	QOG/MT1342R-G1/M2	MS3008C	TF10
AQXR262-MD23								
AQXR322-MD29	32	17	43	M16	2	QOG/MT1651R-G1/M2	MS4011A	TF15
AQXR332-MD29								

Description	GRADE 材質		Insert Shape 	Dimensions,mm			
	VP15TF	HTI10		A	B	S	r
QOMT0830R-M2	●			8.4	5.5	3	0.8
1035R-M2	●			10.6	7	3.5	0.8
1342R-M2	●			13.1	8.7	4.2	0.8
1651R-M2	●			16.5	11	5.1	0.8
QOGT0830R-G1	●	●		8.4	5.5	3	0.8
1035R-G1	●	●		10.6	7	3.5	0.8
1342R-G1	●	●		13.1	8.7	4.2	0.8
1651R-G1	●	●		16.5	11	5.1	0.8

內徑車刀
BORING BARS

外徑車刀
TOOLHOLDERS

牙刀 & 開槽刀
THREADING & GROOVING

銑刀
MILLING

孔加工
BORING TOOLS COMPONENTS

配件
SPARE PARTS



FIG-1

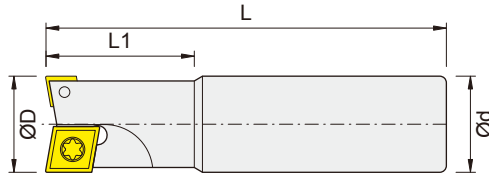


FIG-2

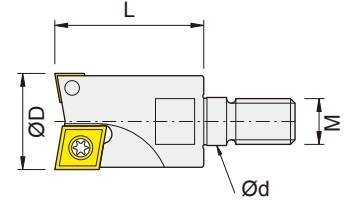





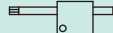
FIG-1 Item code	Dimensions,mm				Teeth	Insert	Screw		Wrench		
	D	d	L	L1							
C10-DM10-130	10	10	130	25	1	CCMT060204	--	MS2506A	--	TF9	--
C10-DM11-130	11	10	130	16	1		--	MS2506A	--	TF9	--
C12-DM12-150	12	12	150	30	1	CPMT080204Z		MS2506A		TF9	
C12-DM13-150	13	12	150	20	1						
C16-DM16-150	16	16	150	30	2	CPMT080204Z	CCMT060204	MS2506A	MS2506A	TF9	
C16-DM16-200			200								
C16-DM17-150	17	16	150	25	2						
C16-DM17-200			200								
C20-DM20-150	20	20	150	30	2	CPMT090204Z	CCMT060204	MS3507A	MS2506A	TF15	TF9
C20-DM20-200			200								
C20-DM21-150	21	20	150	25	2						
C20-DM21-200			200								
C25-DM25-150	25	25	150	40	2	CPMT120308Z	CPMT090308	MS4009A	MS4009A	TF15	
C25-DM25-200			200								
C25-DM25-250			250								
C25-DM26-150	26	25	150	30	2						
C25-DM26-200			200								
C25-DM26-250			250								
C32-DM32-150	32	32	150	40	2	CPMT160408Z	CPMT120408	MS5011A	MS5011A	TF20	
C32-DM32-200			200								
C32-DM32-250			250								
C32-DM32-300			300								
C32-DM33-150	33	32	150	30	2						
C32-DM33-200			200								
C32-DM33-250			250								
C32-DM33-300			300								

FIG-2 Item code	Dimensions,mm				Teeth	Insert	Screw		Wrench		
	D	d	L	M							
AJU16-MD14	16	8.5	28	M8	2	CPMT080204Z	CCMT060204	MS2506A	MS2506A	TF9	
AJU17-MD14	17										
AJU20-MD18	20	10.5	32	M10	2	CPMT090204Z	CCMT060204	MS3507A	MS2506A	TF15	TF9
AJU21-MD18	21										
AJU25-MD23	25	12.5	38	M12	2	CPMT120308Z	CPMT090308	MS4009A	MS4009A	TF15	
AJU26-MD23	26										
AJU32-MD29	32	17	43	M16	2	CPMT160408Z	CPMT120408	MS5011A	MS5011A	TF20	
AJU33-MD29	33										

內徑車刀
BORING BARS
外徑車刀
TOOLHOLDERS
牙刀 & 開槽刀
THREADING & GROOVING
銑刀
MILLING
孔加工
BORING TOOLS COMPONENTS
配件
SPARE PARTS

ASJ 鑽銑刀 BORING & MILLING CUTTER (ASJ)

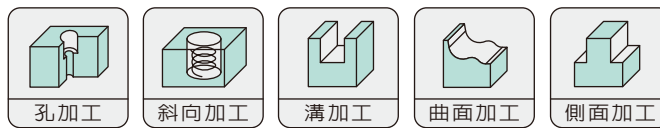


FIG-1

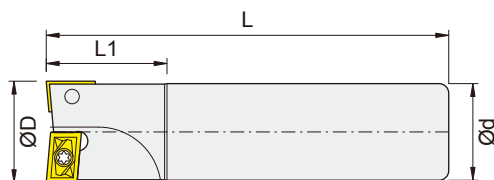


FIG-2

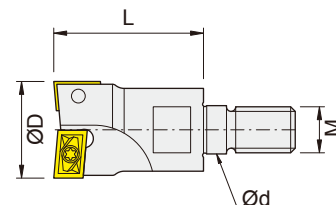


FIG-1 Item code	Dimensions,mm				No of Flute		Insert		Screw	Wrench
	D	d	L	L1	End	Periphery	On End	On Periphery		
ASJ202-S20-150	20	20	150	35	1	1	ADMT1003..L	ACMT1003..R	MS2506A	TF9
ASJ202-S20-200			200							
ASJ212-S20-150	21	20	150	25	1	1				
ASJ212-S20-200			200							
ASJ252-S25-150	25	25	150	40	1	1	ADMT12T3..L	APMT12T3..R	MS3008A	TF9
ASJ252-S25-200			200							
ASJ262-S25-150	26	25	150	30	1	1				
ASJ262-S25-200			200							
ASJ322-S32-150	32	32	150	50	1	1	APMT1604..L	APMT1504..R	MS4011A	TF15
ASJ322-S32-200			200							
ASJ322-S32-250			250							
ASJ332-S32-150	33	32	150	30	1	1				
ASJ332-S32-200			200							
ASJ332-S32-250			250							
ASJ352-S32-150	35	32	150	28	1	1	APMT1704..L	APMT1504..R	MS4011A	TF15
ASJ352-S32-200			200							
ASJ352-S32-250			250							

FIG-2 Item code	Dimensions,mm				No of Flute		Insert		Screw	Wrench
	D	d	L	M	End	Periphery	On End	On Periphery		
ASJ202-MD18	20	10.5	30	M10	1	1	ADMT1003..L	ACMT1003..R	MS2506A	TF9
ASJ212-MD18										
ASJ252-MD23	25	12.5	35	M12	1	1	ADMT12T3..L	APMT12T3..R	MS3008A	TF9
ASJ262-MD23										
ASJ322-MD29	32	17	43	M16	1	1	APMT1604..L	APMT1504..R	MS4011A	TF15
ASJ332-MD29										
ASJ352-MD29	35	17	43	M16	1	1	APMT1704..L	APMT1504..R	MS4011A	TF15

內徑車刀
BORING BARS

外徑車刀
TOOLHOLDERS

牙刀 & 開槽刀
THREADING & GROOVING

銑刀
MILLING

孔加工
BORING TOOLS COMPONENTS

配件
SPARE PARTS

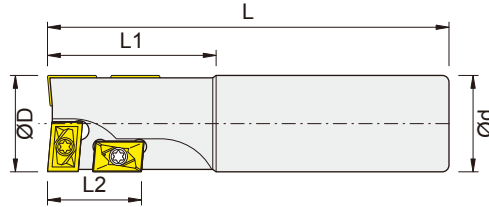
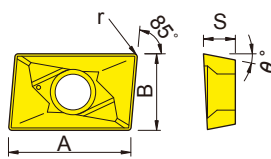
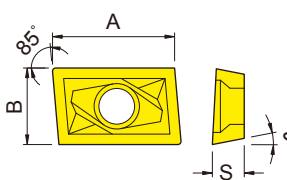
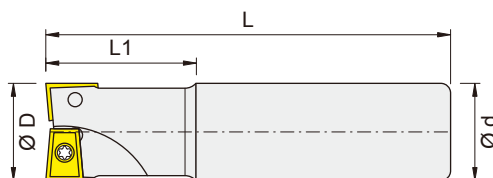



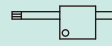
FIG-1 Item code	Dimensions,mm					No of Flute		Insert		Screw	Wrench
	D	d	L	L1	L2	End	Periphery	On End	On Periphery		
ASJ204-S20-150	20	20	150	35	20	1	3	ADMT1003..L	ACMT1003..R	MS2506A	TF9
ASJ204-S20-200			200								
ASJ214-S20-150	21	20	150	35	20	1	3				
ASJ214-S20-200			200								
ASJ254-S25-150	25	25	150	40	25	1	3	ADMT12T3..L	APMT12T3..R	MS3008A	TF9
ASJ254-S25-200			200								
ASJ264-S25-150	26	25	150	40	25	1	3				
ASJ264-S25-200			200								
ASJ324-S32-150	32	32	150	50	32	1	3	APMT1604..L	APMT1504..R	MS4011A	TF15
ASJ324-S32-200			200								
ASJ324-S32-250			250								
ASJ334-S32-150	33	32	150	50	32	1	3				
ASJ334-S32-200			200								
ASJ334-S32-250			250								
ASJ354-S32-150	35	32	150	50	32	1	3	APMT1704..L	APMT1504..R	MS4011A	TF15
ASJ354-S32-200			200								
ASJ354-S32-250			250								

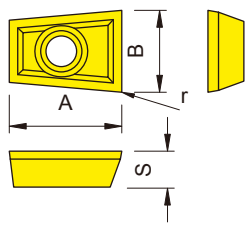
Description	GRADE 材質	Insert Shape	Dimensions,mm					
	CY250		A	B	S	r	θ°	
ACMT100308R	●	 <p>外刃 Periphery</p>	10.1	6.35	3.4	0.8	7	
APMT12T308R	●		13.14	7.93	3.9		11	
APMT150408R	●		15.88	9.53	4.76		11	
ADMT100308L	●	 <p>底刃 On End</p>	10.4	6.35	3.18	0.8	15	
ADMT12T308L	●		12.6	7.93	3.9		11	
APMT160408L	●		16.45	9.53	4.76		0.8	11
APMT170408L	●		17.6	9.53	4.76		0.8	11

內徑車刀
BORING BARS
外徑車刀
TOOLHOLDERS
牙刀 & 開槽刀
THREADING & GROOVING
銑刀
MILLING
孔加工
BORING TOOLS COMPONENTS
配件
SPARE PARTS

PG 鑽銑刀 BORING & MILLING CUTTER (PG)



Item code	Dimensions,mm				Teeth	Insert	Screw 	Wrench 
	D	d	L	L1				
PG20-S20-150	20	20	150	30	2	PG100308 N-81	MS2506A	TF9
PG20-S20-200			200					
PG21-S20-150	21	20	150	25	2	PG100308 N-81	MS2506A	TF9
PG21-S20-200			200					
PG25-S25-150	25	25	150	40	2	PG130408 N-81	MS3008A	TF9
PG25-S25-200			200					
PG26-S25-150	26	25	150	30	2	PG130408 N-81	MS3008A	TF9
PG26-S25-200			200					
PG32-S32-150	32	32	150	45	2	PG160408 N-81	MS4011A	TF15
PG32-S32-200			200					
PG32-S32-250			250					
PG33-S32-150	33	32	150	35	2	PG160408 N-81	MS4011A	TF15
PG33-S32-200			200					
PG33-S32-250			250					

Description	GRADE 材質		Insert Shape 	Dimensions,mm			
	5020			A	B	S	r
PG100308 N-81	●			10.5	7.5	3.4	0.8
PG130408 N-81	●			13.0	9.4	4.5	0.8
PG160408 N-81	●			16.52	11.4	4.76	0.8

內徑車刀
BORING BARS

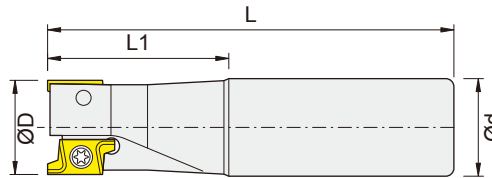
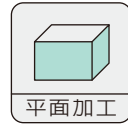
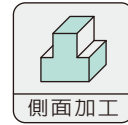
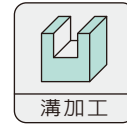
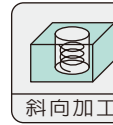
外徑車刀
TOOL HOLDERS


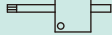
牙刀 & 開槽刀
THREADING & GROOVING

銑刀
MILLING

孔加工
BORING TOOLS COMPONENTS

配件
SPARE PARTS



Item code	Dimensions,mm				Teeth	Insert	Screw 	Wrench 
	D	d	L	L1				
RT07-D061-S10-100	6	10	100	30	1	RT 07 02 04 R81	MS2004A	TF6
RT07-D081-S10-100	8	10	100	30	1			
RT07-D102-S10-150	10	10	150	25	2			
RT07-D112-S10-150	11	10	150	20	2			
RT07-D122-S12-150	12	12	150	30	2			
RT07-D132-S12-150	13	12	150	20	2			
RT07-D163-S16-150	16	16	150	30	3			
RT07-D163-S16-200			200					
RT07-D173-S16-150	17	16	150	25	3			
RT07-D173-S16-200			200					
RT07-D204-S20-150	20	20	150	30	4			
RT07-D204-S20-200			200					
RT10-D162-S16-150	16	16	150	30	RT 10 03	MS2506B	TF9	
RT10-D162-S16-200			200					
RT10-D172-S16-150	17	16	150	25				2
RT10-D172-S16-200			200					
RT10-D202-S20-150	20	20	150	30				2
RT10-D202-S20-200			200					
RT10-D203-S20-150			20	150		30	3	
RT10-D203-S20-200				200				
RT10-D212-S20-150	21	20	150	25		2		
RT10-D212-S20-200			200					
RT10-D213-S20-150			20	150			25	3
RT10-D213-S20-200				200				
RT10-D252-S25-150	25	25	150	40	2			
RT10-D252-S25-200			200					
RT10-D253-S25-150			25	150		40	3	
RT10-D253-S25-200				200				
RT10-D262-S25-150	26	25	150	25	2			
RT10-D262-S25-200			200					
RT10-D263-S25-150			25	150		25	3	
RT10-D263-S25-200				200				
RT10-D324-S32-150	32	32	150	40	4			
RT10-D324-S32-200			200					
RT10-D325-S32-150			32	150		40	5	
RT10-D325-S32-200				200				
RT10-D334-S32-150	33	32	150	35	4			
RT10-D334-S32-200			200					
RT10-D335-S32-150			32	150		35	5	
RT10-D335-S32-200				200				
RT10-D354-S32-150	35	32	150	35	4			
RT10-D354-S32-200			200					
RT10-D355-S32-150			32	150		35	5	
RT10-D355-S32-200				200				

內徑車刀
BORING BARS
外徑車刀
TOOLHOLDERS
牙力 & 開槽刀
THREADING & GROOVING
銑刀
MILLING
孔加工
BORING TOOLS COMPONENTS
配件
SPARE PARTS

RT 直角端銑刀 SHOULDER/CUTTING END MILLS (RT)

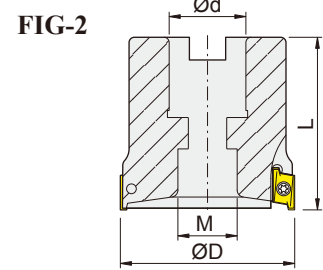
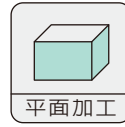
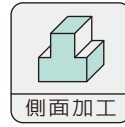
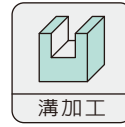
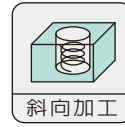
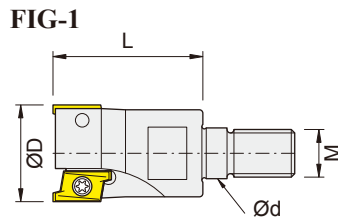


FIG-1 Item code	Dimensions,mm				Teeth	Insert	Screw	Wrench
	D	d	L	M				
RT07-D102-MD10	10	5.5	18	M5	2	RT 07 02 04 R81	MS2004A	TF6
RT07-D112-MD10	11							
RT07-D122-MD11	12	6.5	20	M6	2			
RT07-D132-MD11	13							
RT07-D163-MD14	16	8.5	23	M8	3			
RT07-D173-MD14	17							
RT07-D204-MD18	20	10.5	30	M10	4			
RT07-D214-MD18	21							
RT10-D162-MD14	16	8.5	30	M8	2	RT 10 03	MS2506B	TF9
RT10-D172-MD14	17							
RT10-D202-MD18	20	10.5	30	M10	2			
RT10-D203-MD18					3			
RT10-D212-MD18	21	10.5	30	M10	2			
RT10-D213-MD18					3			
RT10-D253-MD23	25	12.5	35	M12	3			
RT10-D263-MD23	26							
RT10-D324-MD29	32	17	43	M16	4			
RT10-D325-MD29					5			
RT10-D334-MD29	33	17	43	M16	4			
RT10-D335-MD29					5			
RT10-D354-MD29	35	17	43	M16	4			
RT10-D355-MD29					5			

FIG-2 Item code	Dimensions,mm				Teeth	Insert	Screw	Wrench
	D	d	L	M				
RT10-D504-22.0	50	22.0	50	11	4	RT 10 03	MS2508B	TF9
RT10-D506-22.0					6			
RT10-D634-25.4	63	25.4	50	13	4			
RT10-D636-25.4					6			
RT10-D664-25.4	66	25.4	50	13	4			
RT10-D666-25.4					6			

Description	GRADE 材質		Insert Shape	Dimensions,mm				
	5020	KX15		D	S	M	E	W
RT070204 R-81	●	●		4.3	2.38	2.64	1.5	1.3
RT100304 R-81	●	●		6.35	3.4	3.94	2.1	1.8
RT100304 R-31				6.35	3.4	3.94	2.1	1.8
RT100308 R-31		●		6.35	3.4	3.94	2.1	1.8

內徑車刀
BORING BARS

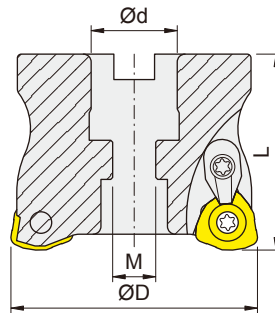
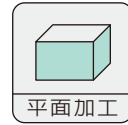
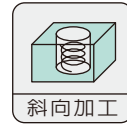
外徑車刀
TOOLHOLDERS

牙刀 & 開槽刀
THREADING & GROOVING

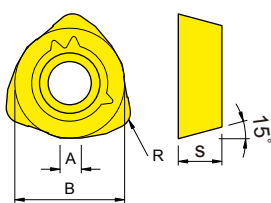
銑刀
MILLING

孔加工
BORING TOOLS COMPONENTS

配件
SPARE PARTS



Item code	Dimensions,mm				Teeth	Insert	Screw	Wrench	Screw	Clamp	Wrench
	D	d	L	M							
AJX14-063A04R-22.0	63	22.0	50	11	4	JDMW1405..	MS5011A	TF20	MS5011A	MC50-147	TF20
AJX14-R08004D-31.75	80	31.75	50	17	4						
AJX14-R10005D-31.75	100	31.75	50	17	5						

Description	GRADE 材質	Insert Shape	Dimensions,mm			
	VP15TF		A	B	S	R
JDMW140520ZDSR-FT	●		2.8	14.0	5.56	2.0

內徑車刀
BORING BARS
外徑車刀
TOOLHOLDERS
牙刀 & 開槽刀
THREADING & GROOVING
銑刀
MILLING
孔加工
BORING TOOLS COMPONENTS
配件
SPARE PARTS

ASR 圓角銑刀 RADIUS MILLS (ASR)

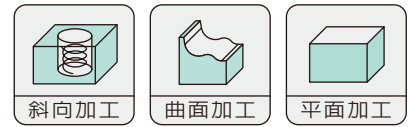


FIG-1

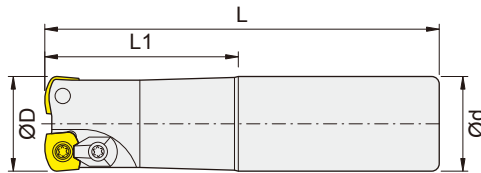


FIG-2

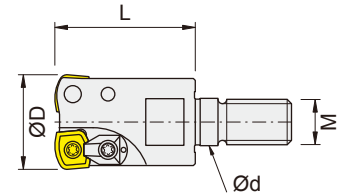


FIG-1 Item code	Dimensions,mm				Teeth	Insert	Screw	Wrench	Screw	Clamp	Wrench
	D	d	L	L1							
ASR20-S20-150	20	20	150	40	2	EPNW0803TN-10	MS3507A	TF15	MS3509A	MC35-143	TF15
ASR20-S20-200			200								
ASR25-S25-150	25	25	150	50	2	EDNW10T3TN-10	MS4009B	TF15	MS3509A	MC35-143	TF15
ASR25-S25-200			200								
ASR25-S25-250			250								
ASR35S-S32-150	35	32	150	40	3						
ASR35S-S32-200			200								
ASR35S-S32-250			250								
ASR35S-S32-300			300								
ASR35-S32-150	35	32	150	40	2	EDNW13T4TN-10	MS5011A	TF20	MS5011A	MC50-147	TF20
ASR35-S32-200			200								
ASR35-S32-250			250								
ASR35-S32-300			300								

FIG-2 Item code	Dimensions,mm				Teeth	Insert	Screw	Wrench	Screw	Clamp	Wrench
	D	d	L	M							
ASR25-MD23	25	8.5	35	M12	2	EDNW10T3TN-10	MS4009B	TF15	MS3509A	MC35-143	TF15
ASR35-MD29	35	17	43	M16	2	EDNW13T4TN-10	MS5011A	TF20	MS5011A	MC50-147	TF20

內徑車刀
BORING BARS

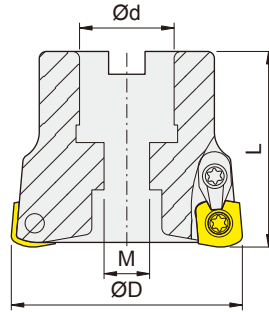
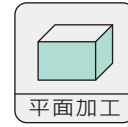
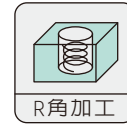
外徑車刀
TOOLHOLDERS

牙刀 & 開槽刀
THREADING & GROOVING

銑刀
MILLING

孔加工
BORING TOOLS COMPONENTS

配件
SPARE PARTS



內徑車刀
BORING BARS

外徑車刀
TOOLHOLDERS

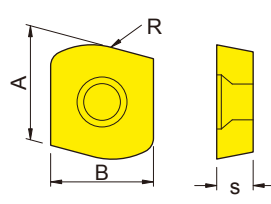
牙刀 & 開槽刀
THREADING & GROOVING

銑刀
MILLING

孔加工
BORING TOOLS COMPONENTS

配件
SPARE PARTS

Item code	Dimensions,mm				Teeth	Insert	Screw	Wrench	Screw	Clamp	Wrench						
	D	d	L	M													
ASR504-22.0	50	22.0	50	11	4	EDNW13T4TN-10	MS5011A	TF20	MS5011A	MC50-147	TF20						
ASR634S-25.4	63	25.4	50	13	4												
ASR664S-25.4	66	25.4	50	13	4												
ASR664S-27.0		27.0	50	13	4												
ASR804S-27.0	80	27.0	50	13	4												
ASR805S-25.4		25.4	50	13	5												
ASR805S-27.0		27.0	50	13	5												
ASR633-22.0	63	22.0	50	11	3							EDNW15T4TN-10	MS5011A	TF20	MS5011A	MC50-147	TF20
ASR634-22.0		22.0	50	11	4												
ASR634-25.4		25.4	50	13	4												
ASR664-25.4	66	25.4	50	13	4												
ASR804-25.4		25.4	50	13	4												
ASR804-27.0	80	27.0	50	13	4												
ASR805-25.4		25.4	50	13	5												
ASR805-27.0	80	27.0	50	13	5												
ASR1006-31.75		100	31.75	55	45	6											

Description	GRADE 材質	Insert Shape	Dimensions,mm			
	CY250		A	B	S	R
EPNW0803TN-10	●		8.1	7.94	3.18	10
EDNW10T3TN-10	●		10.0	10.0	3.97	10
EDNW13T4TN-10	●		13.5	12.7	5.56	10
EDNW15T4TN-10	●		15.0	14.0	5.56	10
EDNW13T4TN-15			13.5	12.7	5.56	15
EDNW15T4TN-15			15.0	14.0	5.56	15

ASRS 圓角銑刀 RADIUS MILLS (ASRS)



FIG-1

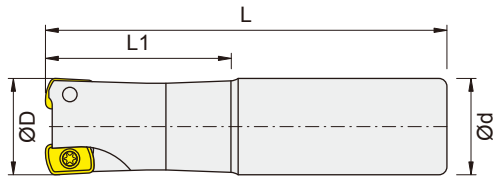


FIG-2

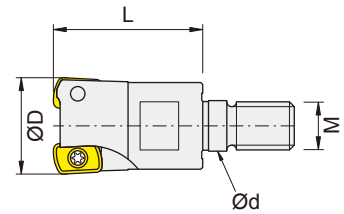



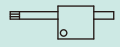

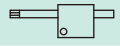
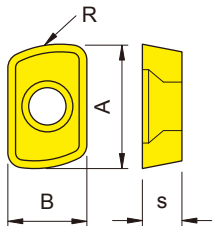
FIG-1 Item code	Dimensions,mm				Teeth	Insert	Screw 	Wrench 
	D	d	L	L1				
ASRS203-S20-150	20	20	150	40	3	EPMT0603TN-8	MS2506B	TF9
ASRS203-S20-200			200					
ASRS213-S20-150	21	20	150	30	3			
ASRS213-S20-200			200					
ASRS254-S25-150	25	25	150	40	4			
ASRS254-S25-200			200					
ASRS264-S25-150	26	25	150	35	4			
ASRS264-S25-200			200					
ASRS324-S32-150	32	32	150	45	4			
ASRS324-S32-200			200					
ASRS324-S32-250			250					
ASRS355-S32-150	35	32	150	30	5			
ASRS355-S32-200			200					
ASRS355-S32-250			250					

FIG-2 Item code	Dimensions,mm				Teeth	Insert	Screw 	Wrench 
	D	d	L	M				
ASRS172-MD14	17	8.5	23	M8	2	EPMT0603TN-8	MS2506B	TF9
ASRS203-MD18	20	10.5	30	M10	3			
ASRS213-MD18	21							
ASRS254-MD23	25	12.5	35	M12	4			
ASRS263-MD23	26				3			
ASRS264-MD23					4			
ASRS324-MD29	32	17	43	M16	4			
ASRS355-MD29	35				5			

Description	GRADE 材質	Insert Shape 	Dimensions,mm			
	JX1045		A	B	S	R
EPMT0603TN-8			10	6.35	3.18	8

內徑車刀
BORING BARS

外徑車刀
TOOLHOLDERS

牙刀 & 開槽刀
THREADING & GROOVING

銑刀
MILLING

孔加工
BORING TOOLS COMPONENTS

配件
SPARE PARTS

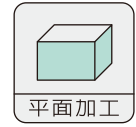
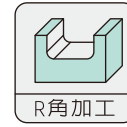


FIG-1


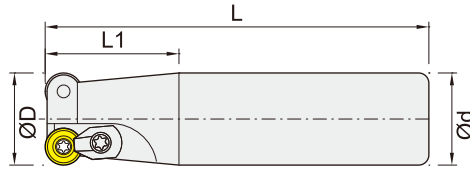


FIG-2

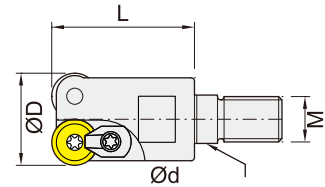
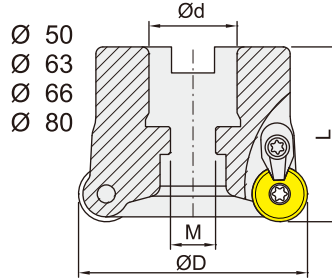


FIG-1 Item code	Dimensions,mm				Teeth	Insert	Screw	Wrench	Screw	Clamp	Wrench
	D	d	L	L1							
BRP08-202-S20-150	20	20	150	35	2	RP..08T2	MS2506A	TF9	MS3509A	MC35-143	TF15
BRP08-202-S20-200			200								
BRP10-252-S25-150	25	25	150	40	2	RP..10T3	MS3509A	TF15	MS3509A	MC35-143	TF15
BRP10-252-S25-200			200								
BRP12-252-S25-150	25	25	150	45	2	RP..1204	MS4009A	TF15	MS3509A	MC35-143	TF15
BRP12-252-S25-200			200								
BRP12-252-S25-250			250								
BRP12-262-S25-150	26	25	150	45	2						
BRP12-262-S25-200			200								
BRP12-262-S25-250			250								
BRP12-322-S32-150	32	32	150	45	2						
BRP12-322-S32-200			200								
BRP12-323-S32-150	32	32	150	45	3						
BRP12-323-S32-200			200								
BRP12-323-S32-250			250								
RP103-252-S25-150	25	25	150	40	2	RP..1003	MS4009A	TF15	MS3509A	MC35-143	TF15
RP103-252-S25-200			200								
RP103-504-S32-180	50	32	180	40	4		MS4011A				

FIG-2 Item code	Dimensions,mm				Teeth	Insert	Screw	Wrench	Screw	Clamp	Wrench
	D	d	L	M							
BRP12-252-MD23	25	12.5	35	M12	2	RP..1204	MS4009A	TF15	MS3509A	MC35-143	TF15
BRP12-262-MD23	26										
BRP103-202-MD18	20	10.5	30	M10	2	RP..1003	MS4009A	TF15	-	-	-
BRP103-212-MD18	21										
BRP103-252-MD23	25	12.5	35	M12	2	RP..1003	MS4009A	TF15	MS3509A	MC35-143	TF15
BRP103-262-MD23	26										
BRP103-303-MD23	30										
BRP103-353-MD29	35	17	43	M16	3		MS4011A				

RPM 圓刃銑刀 CORNER ROUNDING END MILLS (RPM)



內徑車刀
BORING BARS

外徑車刀
TOOL HOLDERS

牙刀 & 開槽刀
THREADING & GROOVING

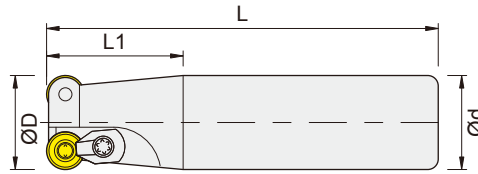
銑刀
MILLING

孔加工
BORING TOOLS COMPONENTS

配件
SPARE PARTS

Item code	Dimensions,mm				Teeth	Insert	Screw	Wrench	Screw	Clamp	Wrench
	D	d	L	M							
RPM-6R504-22.0	50	22.0	50	11	4	RP..1204	MS4011A	TF15	MS3509A	MC35-143	TF15
RPM-6R504-25.4	50	25.4	50	13	4						
RPM-6R635-25.4	63	25.4	50	13	5						
RPM-6R665-25.4	66	25.4	50	13	5						
RPM-6R804-25.4	80	25.4	55	13	6						

Description	GRADE 材質			Insert Shape	Dimensions,mm		
	F7030	LCP30	VP15TF		lc	S	d1
RPMT08T2MOE-JS			●		8	2.78	2.9
RPMT10T3MOE-JS			●		10	3.97	3.9
RPMT1204MOE-JS			●		12	4.76	4.4
RPMW1003MO					10	3.18	4.4



內徑車刀
BORING BARS

外徑車刀
TOOLHOLDERS

牙刀 & 開槽刀
THREADING & GROOVING

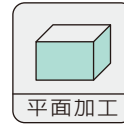
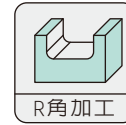
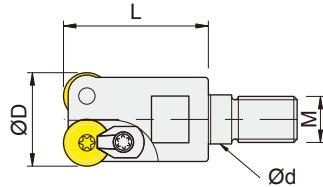
銑刀
MILLING

孔加工
BORING TOOLS COMPONENTS

配件
SPARE PARTS

Item code	Dimensions,mm				Teeth	Insert	Screw	Wrench	Screw	Clamp	Wrench
	D	d	L	L1							
C12-4R12-130	12	12	130	30	1	RD..0802	MS3006B	TF9	MS3509A	MC35-143	TF15
C16-4R16-150	16	16	150	35							
C16-4R16-200			200								
C16-4R172-150	17	16	150	25	2	RD..0802	MS3006B	TF9	--	--	--
C20-4R20-150	20	20	150	40	2	RD..0802	MS3008B	TF9	MS3509A	MC35-143	TF15
C20-4R20-200			200								
C20-4R21-150	21	20	150	25	2	RD..0802	MS3008B	TF9	MS3509A	MC35-143	TF15
C20-4R21-200			200								
C25-5R25-150	25	25	150	45	2	RD..10T3	MS4009B	TF15	MS3509A	MC35-143	TF15
C25-5R25-200			200								
C25-5R25-250			250								
C25-5R26-150	26	25	150	30	2	RD..10T3	MS4009B	TF15	MS3509A	MC35-143	TF15
C25-5R26-200			200								
C25-5R26-250			250								
C25-5R302-150	30	25	150	35	2						
C25-5R302-200			200								
C25-5R302-250			250								
C25-5R303-150	30	25	150	35	3						
C25-5R303-200			200								
C25-5R303-250			250								
C32-5R32-150	32	32	150	45	3						
C32-5R32-200			200								
C32-5R32-250			250								
C32-5R32-300			300								
C32-5R35-150	35	32	150	50	3						
C32-5R35-200			200								
C32-5R35-250			250								
C32-5R35-300			300								
C32-5R40-150	40	32	150	50	3						
C32-5R40-200			200								
C32-5R40-250			250								
C32-5R40-300			300								

HAR 圓刃銑刀 CORNER ROUNDING END MILLS (HAR)



Item code	Dimensions,mm				Teeth	Insert	Screw	Wrench	Screw	Clamp	Wrench
	D	d	L	M							
HAR08-162-MD14	16	8.5	23	M8	2	RD..0802	MS3006B	TF9	---	---	---
HAR08-172-MD14	17	10.5	30	M10							
HAR08-202-MD18	20				MS3509A	MC35-143	TF15				
HAR08-212-MD18	21										
HAR10-252-MD23	25	12.5	35	M12	2	RD..10T3	MS4009B	TF15	MS3509A	MC35-143	TF15
HAR10-253-MD23					3				---	---	---
HAR10-262-MD23	26	12.5	35	M12	2	RD..10T3	MS4009B	TF15	MS3509A	MC35-143	TF15
HAR10-263-MD23					3				---	---	---
HAR10-302-MD29	30	17	43	M16	2	RD..10T3	MS4009B	TF15	MS3509A	MC35-143	TF15
HAR10-323-MD29	32	17	43	M16							
HAR10-353-MD29	35										

Description	GRADE 材質			Insert Shape	Dimensions,mm		
	CY250	LCP30	NX2525		lc	S	d1
RDMT0802MOTN	●				8.0	2.38	3.4
RDMT10T3MOTN	●				10.0	3.97	4.5
RDMX1204MOTN					12.0	4.76	4.5
RDMX1604MOTN	●				16.0	4.76	5.5
RPMW1003MO		●			10.0	3.18	4.5
RPMT1204MOSN		●			12.0	4.76	4.5

內徑車刀
BORING BARS

外徑車刀
TOOLHOLDERS

牙刀 & 開槽刀
THREADING & GROOVING

銑刀
MILLING

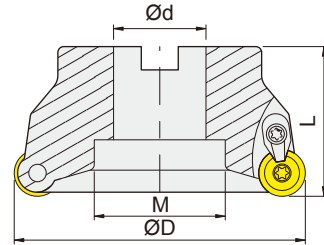
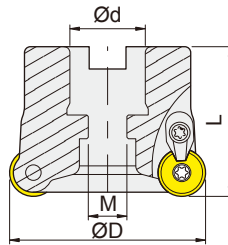
孔加工
BORING TOOLS COMPONENTS

配件
SPARE PARTS



Ø50 / Ø63 / Ø66 / Ø80

Ø100



Item code	Dimensions,mm				Teeth	Insert	Screw	Wrench	Clamp	Screw	Wrench
	D	d	L	M							
RM-5R504-22.0	50	22.0	50	11	4	RD..10T3	MS4009B	TF15	MC35-141	MS3509A	TF15
RM-5R504-25.4		25.4	50	13	4						
RM-5R635-25.4		63	25.4	50	13						
RM-5R806-25.4	80		25.4	50	13	6					
RM-6R504-22.0	50	22.0	50	11	4	RD..1204	MS4011A	TF15	MC35-141	MS3509A	TF15
RM-6R504-25.4		25.4	50	13	4						
RM-6R635-25.4	63	25.4	50	13	5						
RM-6R635-27.0		27.0									
RM-6R665-25.4	66	25.4	50	13	5						
RM-6R806-25.4	80	25.4	50	13	6						
RM-6R805-27.0		27.0	50	13	5						
RM-6R806-27.0		27.0	50	13	6						
RM-8R633-25.4	63	25.4	50	13	3	RD..1604	MS5011A	TF20	MC50-147	MS5011A	TF20
RM-8R634-25.4		25.4	50	13	4						
RM-8R635-25.4		25.4	50	13	5						
RM-8R635-27.0		27.0	50	13	5						
RM-8R664-25.4	66	25.4	50	13	4						
RM-8R665-25.4		25.4	50	13	5						
RM-8R664-27.0		27.0	50	13	4						
RM-8R665-27.0		27.0	50	13	5						
RM-8R805-25.4	80	25.4	55	13	5						
RM-8R805-27.0		27.0	55	13	5						
RM-8R806-27.0		27.0	55	13	6						
RM-8R1006-31.75	100	31.75	60	45	6						

BORING BARS
內徑車刀

TOOLHOLDERS
外徑車刀

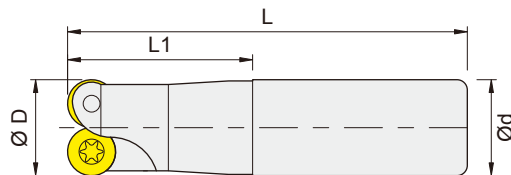
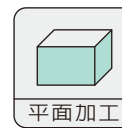
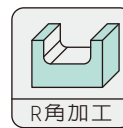
THREADING & GROOVING
牙刀 & 開槽刀

MILLING
銑刀

BORING TOOLS COMPONENTS
孔加工

SPARE PARTS
配件

RD 圓刃銑刀 CORNER ROUNDING END MILLS (RD)



Item code	Dimensions,mm				Teeth	Insert	Screw	Wrench
	D	d	L	L1				
RD051-D092-S08-100	9	8	100	12	2	RD..0501..	MS2004A	TF6
RD051-D102-S10-100	10	10	100	18	2			
RD051-D112-S10-100	11	10	100	15	2			
RD051-D122-S12-100	12	12	100	22	2			
RD051-D123-S12-100					3			
RD051-D132-S12-100	13	12	100	18	2			
RD051-D133-S12-100					3			
RD051-D164-S16-150	16	16	150	30	4			
RD051-D164-S16-200			200					
RD051-D174-S16-150	17	16	150	20	4			
RD051-D174-S16-200			200					
RD07T-D122-S12-120	12	12	120	35	2	RD..07T1..	MS2206C	TF7
RD07T-D122-S16-120		16	120	35	2			
RD072-D162-S16-150	16	16	150	35	2	RD..0702..	MS2506B	TF9
RD072-D162-S16-200			200					
RD072-D172-S16-150	17	16	150	20	2			
RD072-D172-S16-200			200					
RD072-D203-S20-150	20	20	150	35	3			
RD072-D203-S20-200			200					
RD072-D213-S20-150	21	20	150	25	3			
RD072-D213-S20-200			200					
RD072-D254-S25-150	25	25	150	40	4			
RD072-D254-S25-200			200					
RD072-D254-S25-250			250					
RD072-D255-S25-150	25	25	150	40	5			
RD072-D255-S25-200			200					
RD072-D255-S25-250			250					
RD072-D264-S25-150	26	25	150	25	4			
RD072-D264-S25-200			200					
RD072-D264-S25-250			250					
RD072-D265-S25-150	26	25	150	25	5			
RD072-D265-S25-200			200					
RD072-D265-S25-250			250					
RD072-D355-S32-150	35	32	150	30	5			
RD072-D355-S32-200			200					
RD072-D355-S32-250			250					
RD072-D355-S32-300			300					
RD072-D356-S32-150	35	32	150	30	6			
RD072-D356-S32-200			200					
RD072-D356-S32-250			250					

內徑車刀
BORING BARS

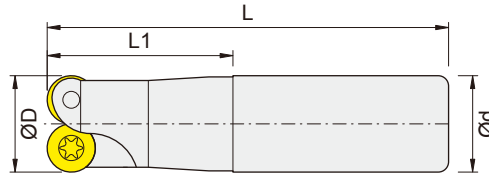
外徑車刀
TOOL HOLDERS

牙刀 & 開槽刀
THREADING & GROOVING

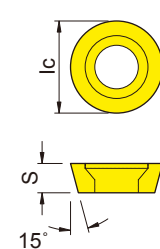
銑刀
MILLING

孔加工
BORING TOOLS COMPONENTS

配件
SPARE PARTS



Item code	Dimensions,mm				Teeth	Insert	Screw	Clamp	Screw	Wrench
	D	d	L	L1						
RD103-D202-S20-150	20	20	150	40	2	RD..1003..	MS3507A	--	--	TF15
RD103-D202-S20-200			200							
RD103-D212-S20-150	21	20	150	25	2	RD..1003..	MS3507A	--	--	TF15
RD103-D212-S20-200			200							
RD103-D253-S25-150	25	25	150	40	3	RD..1003..	MS3507A	--	--	TF15
RD103-D253-S25-200			200							
RD103-D253-S25-250			250							
RD103-D263-S25-150	26	25	150	25	3	RD..1003..	MS3507A	--	--	TF15
RD103-D263-S25-200			200							
RD103-D263-S25-250			250							
RD103-D303-S25-150	30	25	150	25	3	RD..1003..	MS3509A	--	--	TF15
RD103-D303-S25-200			200							
RD103-D303-S25-250			250							
RD103-D323-S32-150	32	32	150	40	3	RD..1003..	MS3509A	MC35-143	MS3509A	TF15
RD103-D323-S32-200			200							
RD103-D323-S32-250			250							
RD103-D323-S32-300			300							
RD103-D353-S32-150	35	32	150	40	3	RD..1003..	MS3509A	MC35-143	MS3509A	TF15
RD103-D353-S32-200			200							
RD103-D353-S32-250			250							
RD103-D353-S32-300			300							
RD103-D354-S32-150	35	32	150	40	4	RD..1003..	MS3509A	MC35-143	MS3509A	TF15
RD103-D354-S32-200			200							
RD103-D354-S32-250			250							
RD103-D354-S32-300			300							

Description	GRADE 材質		Insert Shape	Dimensions,mm	
	KR15	AH120		lc	S
RDHW 0501 MO EN-91	●			5.0	1.50
RDHW 07T1 MO EN-91	●			7.0	1.99
RDHW 0702 MO EN-91				7.0	2.38
RDMW 0702 MO EN-91	●				
RDMW 0702 MO EN		●			
RDMW 1003 MO EN		●		10.0	3.18

BORING BARS 內徑車刀
TOOLHOLDERS 外徑車刀
THREADING & GROOVING 牙刀 & 開槽刀
MILLING 銑刀
BORING TOOLS COMPONENTS 孔加工
SPARE PARTS 配件

RD 圓刃銑刀 CORNER ROUNDING END MILLS (RD)

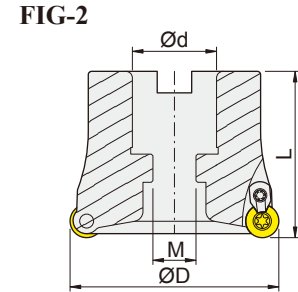
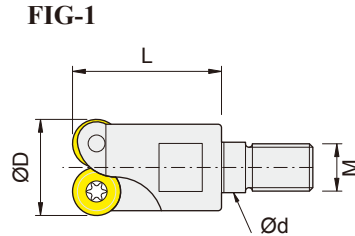
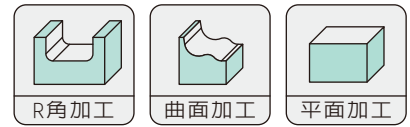


FIG-1 Item code	Dimensions,mm				Teeth	Insert	Screw	Clamp	Screw	Wrench
	D	d	L	M						
RD051-D092-MD08	9	4.5	15	M4	2	RD..0501..	MS2004A	--	--	TF6
RD051-D102-MD10	10	5.5	16	M5	2					
RD051-D112-MD10	11	5.5	18	M5	2					
RD051-D122-MD11	12	6.5	18	M6	2					
RD051-D123-MD11					3					
RD051-D132-MD11	13	6.5	18	M6	2					
RD051-D133-MD11					3					
RD051-D164-MD14	16	8.5	23	M8	4					
RD051-D174-MD14	17	8.5	23	M8	4					
RD07T-D122-MD14	12	8.5	23	M8	2					
RD072-D162-MD14	16	8.5	23	M8	2	RD..0702..	MS2506B	--	--	TF9
RD072-D163-MD14					3					
RD072-D172-MD14					2					
RD072-D173-MD14	17	8.5	23	M8	3					
RD072-D203-MD18					20	10.5	30	M10	3	
RD072-D212-MD18	21	10.5	30	M10	2					
RD072-D213-MD18					3					
RD072-D254-MD23	25	12.5	35	M12	4					
RD072-D255-MD23					5					
RD072-D264-MD23					26	12.5	35	M12	4	
RD072-D265-MD23	26	12.5	35	M12	5					
RD072-D355-MD29					35	17	43	M16	5	
RD072-D356-MD29	35	17	43	M16	6					
RD103-D202-MD18					20	10.5	30	M10	2	RD..1003..
RD103-D212-MD18	21									
RD103-D253-MD23	25	12.5	35	M12	3					
RD103-D263-MD23	26									
RD103-D303-MD23	30	12.5	35	M12	3					
RD103-D323-MD29	32	17	43	M16	3	RD..1003..	MS3507A	MC35-143	MS3509A	TF15
RD103-D353-MD29	35	17	43	M16	3	RD..1003..	MS3509A	MC35-143	MS3509A	TF15
RD103-D354-MD29					4					

FIG-2 Item code	Dimensions,mm				Teeth	Insert	Screw	Clamp	Screw	Wrench
	D	d	L	M						
RD103-D504-22.0	50	22.0	40	11	4	RD..1003..	MS3509A	MC35-143	MS3509A	TF15
RD103-D505-22.0	50	25.4	40	11	5					
RD103-D504-25.4	50				4					
RD103-D505-25.4		5								
RD103-D635-25.4	63	25.4	50	13	5					
RD103-D636-25.4	63				6					

內徑車刀 BORING BARS
外徑車刀 TOOLHOLDERS
牙刀 & 開槽刀 THREADING & GROOVING
銑刀 MILLING
孔加工 BORING TOOLS COMPONENTS
配件 SPARE PARTS

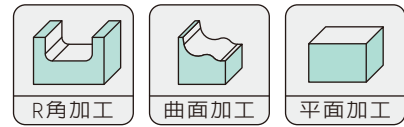


FIG-1

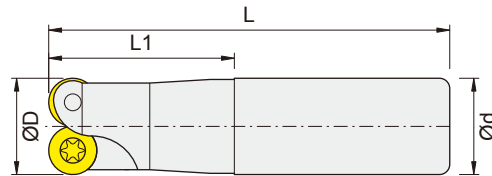


FIG-2

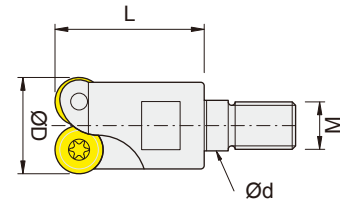



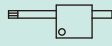

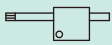
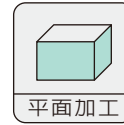
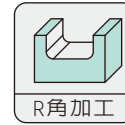
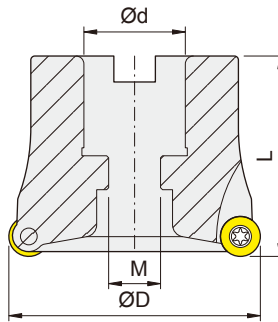

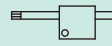
FIG-1 Item code	Dimensions, mm				Teeth	Insert	Screw 	Wrench 			
	D	d	L	L1							
TR103-D202-S20-150	20	20	150	40	2	RD..1003.. (SAFETY)	MS3507A	TF15			
TR103-D202-S20-200			200								
TR103-D212-S20-150	21	20	150	25	2						
TR103-D212-S20-200			200								
TR103-D253-S25-150	25	25	150	40	3						
TR103-D253-S25-200			200								
TR103-D253-S25-250			250								
TR103-D263-S25-150	26	25	150	25	3						
TR103-D263-S25-200			200								
TR103-D263-S25-250			250								
TR103-D303-S25-150	30	25	150	25	3				RD..1003.. (SAFETY)	MS3509A	
TR103-D303-S25-200			200								
TR103-D303-S25-250			250								
TR103-D353-S32-150	35	32	150	40	3						
TR103-D353-S32-200			200								
TR103-D353-S32-250			250								
TR103-D353-S32-300			300								
TR103-D354-S32-150	35	32	150	40	4						
TR103-D354-S32-200			200								
TR103-D354-S32-250			250								
TR103-D354-S32-300			300								

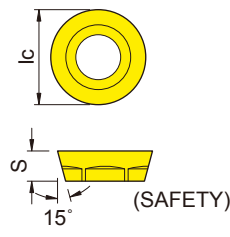
FIG-2 Item code	Dimensions, mm				Teeth	Insert	Screw 	Wrench 					
	D	d	L	M									
TR103-D202-MD18	20	10.5	30	M10	2	RD..1003.. (SAFETY)	MS3507A	TF15					
TR103-D212-MD18													
TR103-D253-MD23									25	12.5	35	M12	3
TR103-D263-MD23													
TR103-D303-MD23	30	12.5	35	M12	3				MS3509B				
TR103-D353-MD29	35	17	43	M16	3								
TR103-D354-MD29							4						

BORING BARS 內徑車刀
 TOOL HOLDERS 外徑車刀
 THREADING & GROOVING 牙刀 & 開槽刀
 MILLING 銑刀
 BORING TOOLS COMPONENTS 孔加工
 SPARE PARTS 配件

TR 圓刃銑刀 CORNER ROUNDING END MILLS (TR)



Item code	Dimensions,mm				Teeth	Insert	Screw 	Wrench 
	D	d	L	M				
TR103-D504-22.0	50	22.0	40	11	4	RD..1003.. (SAFETY)	MS3509A	TF15
TR103-D505-22.0					5			
TR103-D504-25.4	50	25.4	40	11	4			
TR103-D505-25.4					5			
TR103-D635-25.4	63	25.4	50	13	5			
TR103-D636-25.4	63	25.4	50	13	6			
TR103-D666-25.4	66	25.4	50	13	6			
TR103-D666-27.0	66	27.0	50	13	6			

Description	GRADE 材質	Insert Shape 	Dimensions,mm	
	KR15		lc	S
RDHW 1003 MO SN-F6-91	●		10.0	3.18
RDMW 1003 MO EN-91				

內徑車刀
BORING BARS

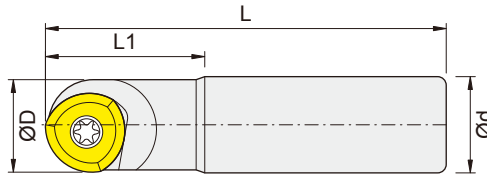
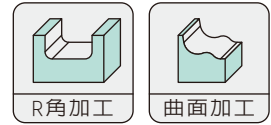
外徑車刀
TOOLHOLDERS

牙刀 & 開槽刀
THREADING & GROOVING

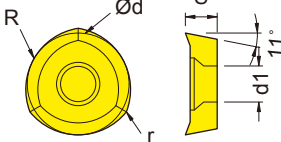
銑刀
MILLING

孔加工
BORING TOOLS COMPONENTS

配件
SPARE PARTS



Item code	Dimensions,mm				Teeth	Insert	Screw	Wrench
	D	d	L	L1				
SE12-S12-150	12	12	150	35	1	QP..12/0903	MS3008A	TF9
SE12-S16-150		16	150	35	1			
SE12-S16-200		200						
SE16-S16-150	16	16	150	35	1	QP..16/12T3	MS4009A	TF15
SE16-S16-200		200						
SE16-S20-150		20	150	35	1			
SE16-S20-200		200						
SE16-S20-250		250						
SE20-S20-150	20	20	150	40	1	QP..20/1504	M4011A	TF15
SE20-S20-200		200						
SE20-S25-250		25	250	40	1			

Description	GRADE 材質		Insert Shape	Dimensions,mm				
	PX25	G12XF		d	s	d1	R	r
QPMT 12/09 03-EN21		●		9.52	3.18	3.4	5.796	0.8
QPMT 16/12 T3-SN21		●		12.7	3.97	4.4	7.727	0.8
QPMT 20/15 04-SN21		●		15.87	4.76	4.4	9.659	0.8

內徑車刀 BORING BARS
 外徑車刀 TOOLHOLDERS
 牙刀 & 開槽刀 THREADING & GROOVING
 銑刀 MILLING
 孔加工 BORING TOOLS COMPONENTS
 配件 SPARE PARTS

SR 球型銑刀 BALL END MILLS (SR)


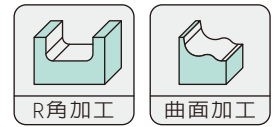


FIG-1

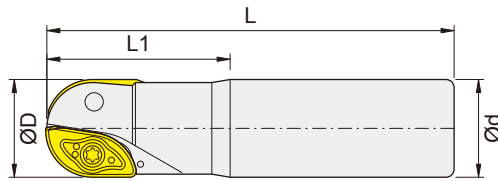


FIG-2

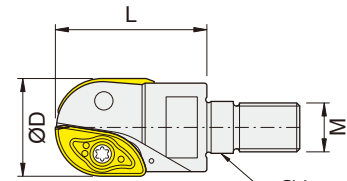
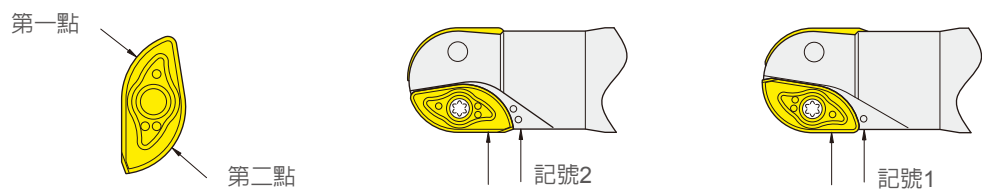


FIG-1 Item code	Dimensions,mm				Teeth	Insert	Screw	Wrench
	D	d	L	L1				
SR12-S12-150	12	12	150	25	2	ZP 1200 ER-..	MS2505B	TF9
SR12-S12-200			200					
SR16-S16-150	16	16	150	30	2	ZP 1600 ER-..	MS2506A	TF9
SR16-S16-200			200					
SR20-S20-150	20	20	150	35	2	ZP 2000 ER-..	MS3509A	TF15
SR20-S20-200			200					
SR25-S25-150	25	25	150	40	2	ZP 2500 ER-..	MS4011A	TF15
SR25-S25-200			200					

FIG-2 Item code	Dimensions,mm				Teeth	Insert	Screw	Wrench
	D	d	L	M				
SR12-MD11	12	6.5	23	M6	2	ZP 1200 ER-..	MS2505B	TF9
SR16-MD14	16	8.5	30	M8		ZP 1600 ER-..	MS2506A	TF9
SR20-MD18	20	10.5	35	M10		ZP 2000 ER-..	MS3509A	TF15
SR25-MD23	25	12.5	40	M12		ZP 2500 ER-..	MS4011A	TF15

刀片裝置方式



Description	GRADE 材質		Insert Shape	Dimensions,mm	
	PX40	KR15		S	d1
ZP 12 00 ER-51		●		2.38	2.9
ZP 16 00 ER-51		●		3.18	2.9
ZP 20 00 ER-51		●		3.97	4.0
ZP 25 00 ER-51		●		4.76	4.7

內徑車刀
BORING BARS

外徑車刀
TOOLHOLDERS

牙刀 & 開槽刀
THREADING & GROOVING

銑刀
MILLING

孔加工
BORING TOOLS COMPONENTS

配件
SPARE PARTS

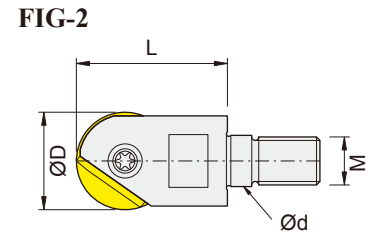
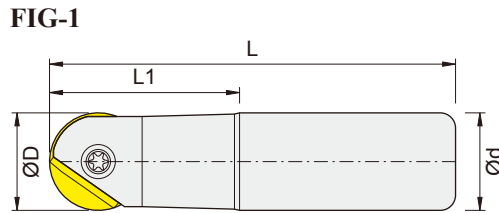
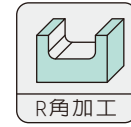


FIG-1 Item code	Dimensions,mm				Teeth	Insert	Screw	Wrench
	D	d	L	L1				
PPH08-S08-100	8	8	100	20	1	PPH-0800-..	DVF6240	TF7
PPH08-S10-100		10	100	35				
PPH10-S10-100	10	10	100	25	1	PPH-1000-..	DVF6241	TF8
PPH10-S12-100		12	100	36				
PPH12-S12-150	12	12	150	32	1	PPH-1200-..	DVF6242	TF10
PPH12-S16-200		16	200	58				
PPH16-S16-150	16	16	150	36	1	PPH-1600-..	DVF6244	TF15
PPH16-S16-200			200					
PPH16-S20-200		20	200	65				
PPH16-S20-250			250					
PPH20-S20-150	20	20	150	35	1	PPH-2000-..	DVF6246	TF20
PPH20-S20-200			200					
PPH20-S20-250			250					
PPH20-S25-200		25	200	76				
PPH20-S25-250	250							
PPH25-S25-200	25	25	200	40	1	PPH-2500-..	DVF6247	TT30
PPH25-S25-250			250					
PPH25-S32-200		32	200	98				
PPH25-S32-250	250							

FIG-2 Item code	Dimensions,mm				Teeth	Insert	Screw	Wrench
	D	d	L	M				
PPH08-MD08	8	4.5	18	M4	1	PPH-0800-..	DVF6240	TF7
PPH10-MD10	10	5.5	20	M5	1	PPH-1000-..	DVF6241	TF8
PPH12-MD11	12	6.5	22	M6	1	PPH-1200-..	DVF6242	TF10
PPH16-MD14	16	8.5	28	M8	1	PPH-1600-..	DVF6244	TF15
PPH20-MD18	20	10.5	30	M10	1	PPH-2000-..	DVF6246	TF20
PPH25-MD23	25	12.5	40	M12	1	PPH-2500-..	DVF6247	TT30

BORING BARS
內徑車刀

TOOLHOLDERS
外徑車刀

THREADING & GROOVING
牙刀 & 開槽刀

MILLING
銑刀

BORING TOOLS COMPONENTS
孔加工

SPARE PARTS
配件

PPHT R角精銑刀 RADIUS PRECISION CUTTERS (PPHT)

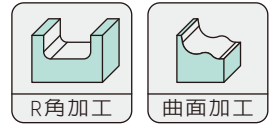


FIG-1


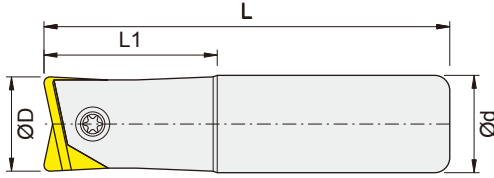


FIG-2

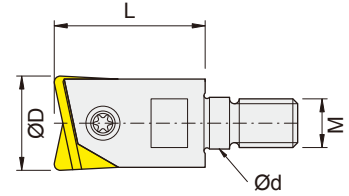


FIG-1 Item code	Dimensions,mm				Teeth	Insert	Screw	Wrench
	D	d	L	L1				
PPHT12-S12-150	12	12	150	30	1	PPHT-1200-..	DVF6242	TF10
PPHT16-S16-150	16	16	150	36	1	PPHT-1600-..	DVF6244	TF15
PPHT16-S16-200			200					
PPHT20-S20-150	20	20	150	45	1	PPHT-2000-..	DVF6246	TF20
PPHT20-S20-200			200					
PPHT20-S20-250			250					

FIG-2 Item code	Dimensions,mm				Teeth	Insert	Screw	Wrench
	D	d	L	M				
PPHT12-MD11	12	6.5	22	M6	1	PPHT-1200-..	DVF6242	TF10
PPHT16-MD14	16	8.5	28	M8	1	PPHT-1600-..	DVF6244	TF15
PPHT20-MD18	20	10.5	30	M10	1	PPHT-2000-..	DVF6246	TF20

Description	GRADE 材質		Insert Shape	Dimensions,mm		
	KX05	KL05		D	S	R
PPH-0800-CL4				8	2.4	
PPH-1000-CL4				10	2.6	
PPH-1200-CL4				12	3.0	
PPH-1400-CL4				14	3.5	
PPH-1600-CL4				16	4.0	
PPH-2000-CL4				20	5.0	
PPH-2500-CL4				25	6.0	
PPH-3000-CL4				30	7.0	
PPH-3200-CL4				32	7.0	
PPH-4000-CL4				40	8.0	
PPHT-1200-08/A1				12	3.0	0.8
PPHT-1600-10/A1				16	4.0	1.0
PPHT-2000-16/A1				20	5.0	1.6

內徑車刀
BORING BARS

外徑車刀
TOOLHOLDERS

牙刀 & 開槽刀
THREADING & GROOVING

銑刀
MILLING

孔加工
BORING TOOLS COMPONENTS

配件
SPARE PARTS

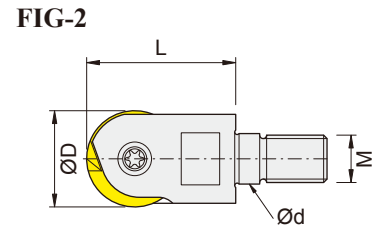
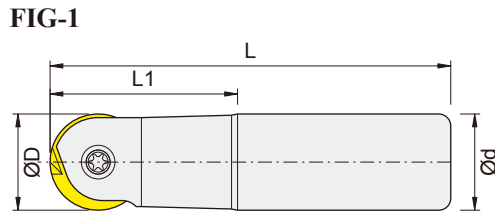

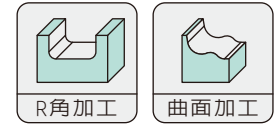
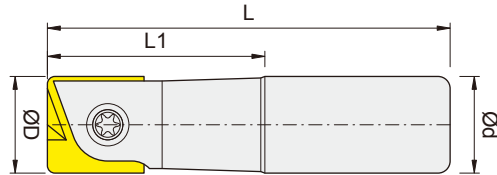
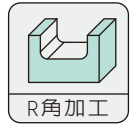


FIG-1 Item code	Dimensions,mm				Teeth	Insert	Screw	Wrench	
	D	d	L	L1					
WGR08-S08-100	8	8	100	20	1	P3201-D08	MGR3008	TF8	
WGR08-S10-100		10	100	35					
WGR10-S10-100	10	10	100	25	1	P3201-D10	MGR4010	TF15	
WGR10-S12-150		12	150	36					
WGR12-S12-150	12	12	150	32	1	P3201-D12	MGR5012	TF20	
WGR12-S16-200		16	200	58					
WGR16-S16-150	16	16	150	36	1	P3201-D16	MGR5016	TF20	
WGR16-S16-200			200						
WGR16-S20-200			20	200					65
WGR16-S20-250			250						
WGR20-S20-150	20	20	150	45	1	P3201-D20	MGR5020	TF20	
WGR20-S20-200			200						
WGR20-S25-200	20	25	200	76	1	P3201-D25	MGR6025	TT30	
WGR20-S25-250			250						
WGR25-S25-200	25	25	200	45	1	P3201-D25	MGR6025	TT30	
WGR25-S25-250			250						
WGR25-S32-200			32	200					98
WGR25-S32-250			250						
WGR25-S32-300	30	32	200	50	1	P3201-D30	MGR8030	TT30	
WGR30-S32-200			250						
WGR30-S32-250			250						
WGR30-S32-300	300								

FIG-2 Item code	Dimensions,mm				Teeth	Insert	Screw	Wrench
	D	d	L	M				
WGR08-MD08	8	8.5	16	M4	1	P3201-D08	MGR3008	TF8
WGR10-MD10	10	8.5	20	M5	1	P3201-D10	MGR4010	TF15
WGR12-MD11	12	8.5	22	M6	1	P3201-D12	MGR5012	TF20
WGR12-MD14		8.5	30	M8	1			
WGR16-MD14	16	8.5	28	M8	1	P3201-D16	MGR5016	TF20
WGR20-MD18	20	10.5	30	M10	1	P3201-D20	MGR5020	TF20
WGR25-MD23	25	12.5	40	M12	1	P3201-D25	MGR6025	TT30
WGR30-MD29	30	17.0	43	M16	1	P3201-D30	MGR8030	TT30

內徑車刀
BORING BARS
外徑車刀
TOOLHOLDERS
牙刀 & 開槽刀
THREADING & GROOVING
銑刀
MILLING
孔加工
BORING TOOLS COMPONENTS
配件
SPARE PARTS

GWV R角精銑刀 RADIUS PRECISION CUTTERS (GWV)



Item code	Dimensions,mm				Teeth	Insert	Screw	Wrench
	D	d	L	L1				
GWV12-S12-150	12	12	150	30	1	WPV 12-N-Slst	MGR5012	TF20
GWV16-S16-150	16	16	150	35	1	WPV 16-N-Slst	MGR5016	TF20
GWV20-S20-200	20	20	200	40	1	WPV 20-N-Slst	MGR5020	TF20

Description	GRADE 材質	Insert Shape	Dimensions,mm			
	WAP35		D +0-0.03	S	d1	L
P3201-D08	●		8	2.0	3	9.5
P3201-D10			10	2.5	4	11.5
P3201-D12			12	2.5	5	12
P3201-D16			16	3.0	5	14
P3201-D20			20	3.0	5	16
P3201-D25			25	4.0	6	21.5
P3201-D30			30	5.0	8	25.5
P3201-D32			32	5.0	8	26.5

Description	GRADE 材質	Insert Shape	Dimensions,mm			
	CKC128		D +0-0.03	S	d1	r
WPV 08-N-Slst	WHK		8	2.0	3	0.6
WPV 10-N-Slst			10	2.5	4	0.8
WPV 12-N-Slst			12	2.5	5	1.0
WPV 16-N-Slst			16	3.0	5	1.3
WPV 20-N-Slst			20	3.0	5	1.6
WPV 25-N-Slst			25	4.0	6	2.0

內徑車刀
BORING BARS

外徑車刀
TOOLHOLDERS

牙刀 & 開槽刀
THREADING & GROOVING

銑刀
MILLING

孔加工
BORING TOOLS COMPONENTS

配件
SPARE PARTS

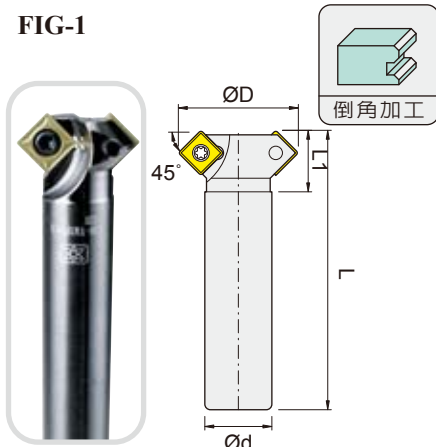
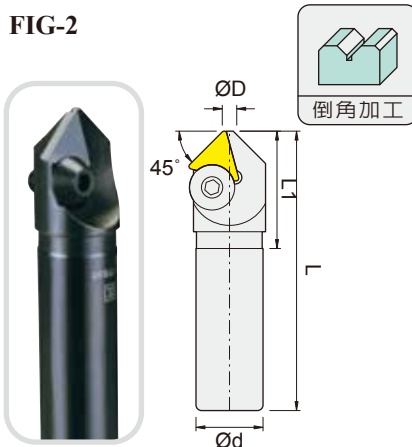
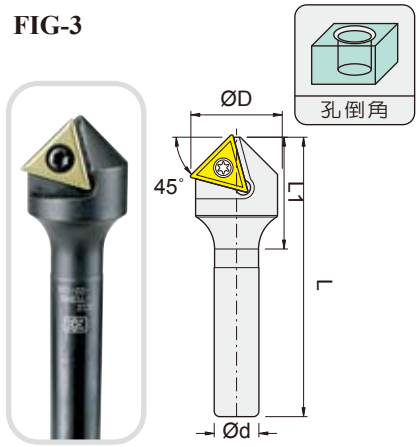
FIG-1

FIG-2

FIG-3



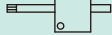
FIG-1 Item code	Dimensions,mm				Teeth	Insert	Screw 	Wrench 
	D	d	L	L1				
C20-VMSP22-120	22	20	120	25	1	SP..0903..	MS4011A	TF15
C16-VMSP26.5-120	26.5	16	120	17	2			
C20-VMSP35-120	35	20	120	17	2			




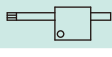
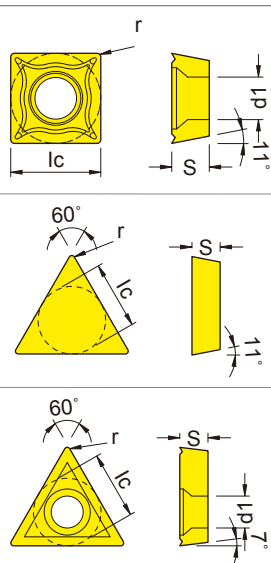
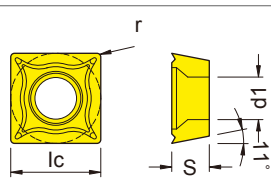
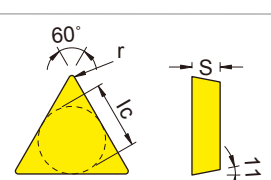
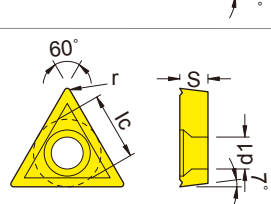
FIG-2 Item code	Dimensions,mm				Teeth	Insert	Screw 	Wrench 
	D	d	L	L1				
C20-TPR90-120	4	20	120	35	1	TP..1603..	MSR63	PL4

FIG-3 Item code	Dimensions,mm				Teeth	Insert	Screw 	Wrench 
	D	d	L	L1				
C12-TCR90-22-120	25	12	120	30	1	TC..16T3..	MS4011A	TF15

Description	GRADE 材質			Insert Shape 	Dimensions,mm			
	GM25	UT120T	SJN01		lc	s	r	d1
SPMT090304-JE	●				9.525	3.18	0.4	4.4
SPMT090308-JE	●				9.525	3.18	0.8	4.4
TPMN160308		●			9.525	3.18	0.8	--
TCGT16T304SR31			●		9.525	3.97	0.4	4.4

 BORING BARS
內徑車刀

 TOOLHOLDERS
外徑車刀

 THREADING & GROOVING
牙刀 & 開槽刀

 MILLING
銑刀

 BORING TOOLS COMPONENTS
孔加工

 SPARE PARTS
配件

T 型銑刀 T-SLOT END MILLING CUTTER

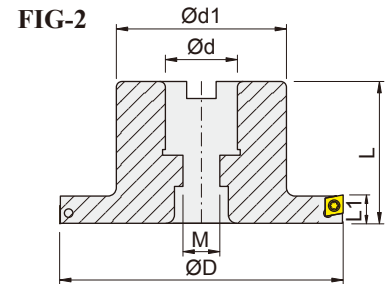
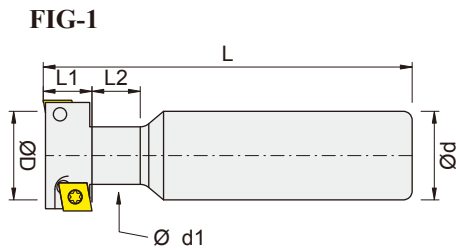
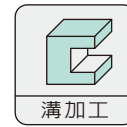


FIG-1 Item code	Dimensions,mm						Teeth	Insert	Screw	Wrench
	D	d	d1	L	L1	L2				
CCT11-D25-S20-90	25	20	12.5	90	11	11	4	CCMT060204	MS2506A	TF9
CCT14-D32-S25-100	32	25	16	100	14	22		CCMT080304	MS3008A	TF9
CCT18-D40-S25-110	40	25	20	110	18	27		CCMT9T308	MS4011A	TF15
CCT22-D50-S32-120	50	32	26	120	22	34		CCMT120408	MS5011A	TF20

FIG-2 Item code	Dimensions,mm						Teeth	Insert	Screw	Wrench
	D	d	d1	L	L1	M				
CCT08-10008-25.4	100	25.4	60	50	8	13	8	CCMT060204	MS2506A	TF9

Description	GRADE 材質		Insert Shape	Dimensions,mm		
	VP15TF	HTi10		A	s	r
CCMT060204	●			6.35	2.38	0.4
CCMT080304	○			7.94	3.18	0.4
CCMT09T308	○			9.525	3.97	0.8
CCMT120408	○			12.7	4.76	0.8

內徑車刀
BORING BARS

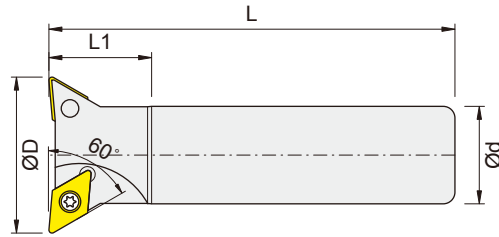
外徑車刀
TOOLHOLDERS


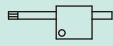
牙刀 & 開槽刀
THREADING & GROOVING

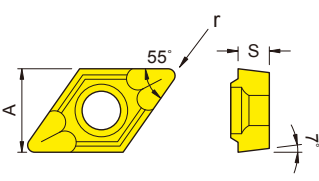
銑刀
MILLING

孔加工
BORING TOOLS COMPONENTS

配件
SPARE PARTS



Item code	Dimensions,mm				Teeth	Insert	Screw 	Wrench 
	D	d	L	L1				
DCWR60-25-S20-120	25	20	120	25	2	DCMT0702..	MS2506A	TF9
DCWR60-30-S20-120	30	20	120	25	3			
DCWR60-40-S25-150	40	25	150	25	3	DCMT11T3..	MS4011A	TF15
DCWR60-50-S32-150	50	32	150	30	3			
DCWR60-60-S32-150	60	32	150	30	4			

Description	GRADE 材質		Insert Shape 	Dimensions,mm		
	VP15TF	HTI10		A	s	r
DCMT070204	○			6.35	2.38	0.4
DCMT11T304	●			9.525	3.97	0.4

內徑車刀
BORING BARS
外徑車刀
TOOLHOLDERS
牙刀 & 開槽刀
THREADING & GROOVING
銑刀
MILLING
孔加工
BORING TOOLS COMPONENTS
配件
SPARE PARTS

連接式刀桿 EXTENSION ADAPTER

SHAPE	Item code	Dimensions,mm					
		d	L	M	D	D2	L1
	MD11-A12-120K	12	120	M6	6.5	11	10
	MD14-A16-150K	16	150	M8	8.5	14	10
	MD14-A16-200K		200				
	MD18-A20-150K	20	150	M10	10.5	18	12
	MD18-A20-250K		250				
	MD23-A25-200K	25	200	M12	12.5	23	15
	MD23-A25-300K		300				
	MD29-A32-200K	32	200	M16	17	29	18
MD29-A32-350K	350						
	MD11-A16-150K	16	150	M6	6.5	11	32
	MD11-A16-200K		200				
	MD14-A20-200K	20	200	M8	8.5	14	50
	MD14-A20-250K		250				
	MD18-A25-200K	25	200	M10	10.5	18	60
	MD18-A25-250K		250				
	MD23-A32-250K	32	250	M12	12.5	23	70
	MD23-A32-350K		350				
	MD29-A42-250K	42	250	M16	17	29	100
MD29-A42-350K	350						
	HD06-060-M3	6	60	M3	3.5		
	HD06-120-M3		120				
	HD08-060-M4	8	60	M4	4.5		
	HD08-100-M4		100				
	HD08-120-M4		120				
	HD10-075-M5	10	75	M5	5.5		
	HD10-100-M5		100				
	HD10-150-M5		150				
	HD12-100-M6	12	100	M6	6.5		
	HD12-150-M6		150				
	HD12-200-M6		200				
	HD16-100-M8	16	100	M8	8.5		
	HD16-150-M8		150				
	HD16-200-M8		200				
	HD20-100-M10	20	100	M10	10.5		
	HD20-150-M10		150				
	HD20-200-M10		200				
	HD20-300-M10		300				
	HD25-100-M12	25	100	M12	12.5		
	HD25-150-M12		150				
HD25-200-M12	200						
HD25-300-M12	300						
HD32-150-M16	32	150	M16	17			
HD32-200-M16		200					
HD32-300-M16		300					
HD32-400-M16		400					

Carbide
鎢鋼柄

內徑車刀
BORING BARS

外徑車刀
TOOL HOLDERS

牙刀 & 開槽刀
THREADING & GROOVING

銑刀
MILLING

孔加工
BORING TOOLS COMPONENTS

配件
SPARE PARTS

BORING BARS
內徑車刀


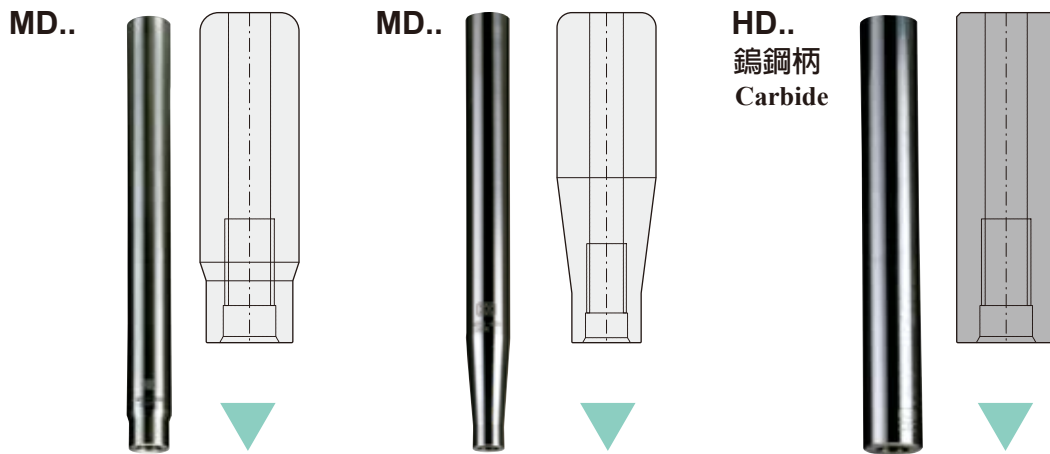
TOOL HOLDERS
外徑車刀

THREADING & GROOVING
牙刀 & 開槽刀

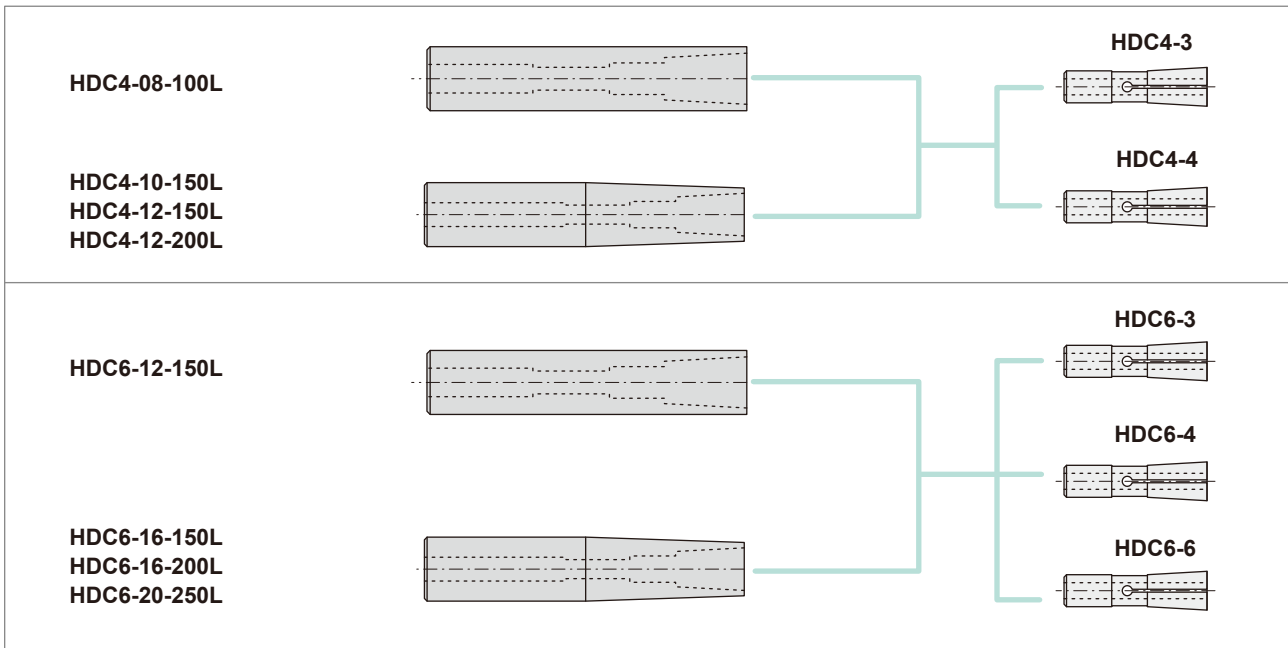
MILLING
銑刀

BORING TOOLS COMPONENTS
孔加工

SPARE PARTS
配件



錫鋼後拉式刀桿 CARBIDE HDC CHUCK & COLLET



SHAPE	Item code	Dimensions,mm				適用套筒
		d	L	D	L1	
HDC CHUCK 	HDC4-08-100L	8	100	8	--	HDC4..
	HDC4-10-150L	10	150	10	--	
	HDC6-12-150L	12	150	12	--	HDC6..
	HUC10-20-150L	20	150	20	--	HUC10..
	HUC10-20-200L	20	200	20	--	
HDC CHUCK 	HDC4-12-150L	12	150	10	60	HDC4..
	HDC4-16-200L	16	200	10	100	
	HDC6-16-150L	16	150	12.5	60	HDC6..
	HDC6-16-200L	16	200	12.5	90	
	HDC6-20-250L	20	250	12.8	110	
	HUC10-25-250L	25	250	23	120	HUC10..
	HUC10-25-300L	25	300	23	120	
HDC COLLET 	HDC4-3	3	31	7	--	
	HDC4-4	4				
	HDC6-3	3	36	9.6	--	
	HDC6-4	4				
	HDC6-6	6				
	HUC10-06	6	56.5	15	--	
	HUC10-08	8				
	HUC10-10	10				

內徑車刀
BORING BARS

外徑車刀
TOOLHOLDERS

牙刀 & 開槽刀
THREADING & GROOVING

銑刀
MILLING

孔加工
BORING TOOLS COMPONENTS

配件
SPARE PARTS