

三井  
SHAN GIN

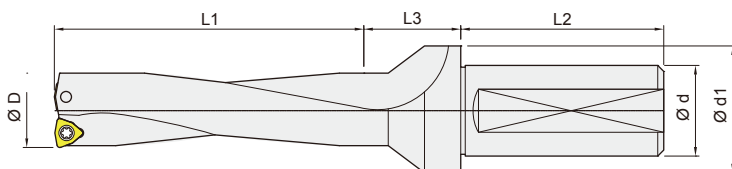


# 孔加工

## BORING TOOLS COMPONENTS



# 替換式快速鑽頭 INDEXABLE INSERTS HIGH SPEED DRILLS



2D Item code	L1	3D Item code	L1	4D Item code	L1	Dimensions,mm					Insert
						D	d	d1	L2	L3	
DW18-C20-36	36	DW18-C20-54	54			18.0	20	29	52	24	WC..030208
DW19-C20-38	38	DW19-C20-57	57			19.0					
DW20-C20-40	40	DW20-C20-60	60			20.0					
DW18-C25-36	36	DW18-C25-54	54			18.0	25	35	56	24	WC..030208
DW18.5-C25-37	37	DW18.5-C25-55.5	55.5			18.5					
DW19-C25-38	38	DW19-C25-57	57			19.0					
DW20-C25-40	40	DW20-C25-60	60			20.0					
DW21-C25-42	42	DW21-C25-63	63	DW21-C25-84	84	21.0	25	35	56	24	WC..040208
DW22-C25-44	44	DW22-C25-66	66	DW22-C25-88	88	22.0					
DW23-C25-46	46	DW23-C25-69	69	DW23-C25-92	92	23.0					
DW24-C25-48	48	DW24-C25-72	72	DW24-C25-96	96	24.0					
DW25-C25-50	50	DW25-C25-75	75	DW25-C25-100	100	25.0					
DW26-C32-52	52	DW26-C32-78	78	DW26-C32-104	104	26.0	32	42	60	29	WC..050308
DW27-C32-54	54	DW27-C32-81	81	DW27-C32-108	108	27.0					
DW28-C32-56	56	DW28-C32-84	84	DW28-C32-112	112	28.0					
DW29-C32-58	58	DW29-C32-87	87	DW29-C32-116	116	29.0					
DW30-C32-60	60	DW30-C32-90	90	DW30-C32-120	120	30.0					
DW31-C32-62	62	DW31-C32-93	93	DW31-C32-124	124	31.0	32	42	60	29	
DW32-C32-64	64	DW32-C32-96	96	DW32-C32-128	128	32.0					
DW33-C32-66	66	DW33-C32-99	99	DW33-C32-132	132	33.0					
DW34-C32-68	68	DW34-C32-102	102	DW34-C32-136	136	34.0					
DW35-C32-70	70	DW35-C32-105	105	DW35-C32-140	140	35.0					
DW36-C32-72	72	DW36-C32-108	108	DW36-C32-144	144	36.0					
DW37-C32-74	74	DW37-C32-111	111	DW37-C32-148	148	37.0					
DW38-C32-76	76	DW38-C32-114	114	DW38-C32-152	152	38.0					
DW39-C32-78	78	DW39-C32-117	117	DW39-C32-156	156	39.0					
DW40-C32-80	80	DW40-C32-120	120	DW40-C32-160	160	40.0					

Description	GRADE 材質	Insert Shape	Dimensions,mm			Screw	Wrench
	ACZ330		lc	s	R		
WCMX030208FN	●		5.56	2.38	0.8	MS2506E	TF8
WCMX040208FN	●		6.35	2.38	0.8	MS2506E	TF8
WCMT050308FN	●		7.94	3.18	0.8	MS3008B	TF9
WCMT06T308FN	●		9.525	3.97	0.8	MS3510E	TF10
WCMT080412FN			12.7	4.76	1.2		

內徑車刀  
BORING BARS

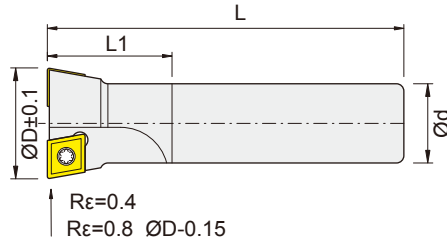
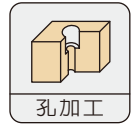
外徑車刀  
TOOL HOLDERS

牙刀 & 開槽刀  
THREADING & GROOVING

銑刀  
MILLING

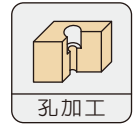
孔加工  
BORING TOOLS COMPONENTS

配件  
SPARE PARTS

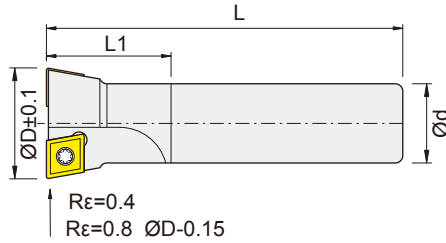


Item code	L	Item code	L	Item code	L	Item code	L	Dimensions,mm			Insert	Teeth
								D Rε=0.4	d	L1		
TB12-S16-120	120	TB12-S16-160	160	TB12-S16-200	200			11.8	16	30	CC..060204	1
TB13-S16-120		TB13-S16-160		TB13-S16-200				12.8				
TB14-S16-120		TB14-S16-160		TB14-S16-200				13.8				
TB15-S16-120		TB15-S16-160		TB15-S16-200				14.8				
TB16-S16-120	120	TB16-S16-160	160	TB16-S16-200	200			15.8	16	30	CC..060204	2
TB17-S16-120		TB17-S16-160		TB17-S16-200				16.8				
TB18-S16-120		TB18-S16-160		TB18-S16-200		TB18-S16-250	250	17.8				
TB19-S16-120		TB19-S16-160		TB19-S16-200		TB19-S16-250		18.8				
TB20-S16-120		TB20-S16-160		TB20-S16-200		TB20-S16-250		19.8				
TB21-S16-120	120	TB21-S16-160	160	TB21-S16-200	200	TB21-S16-250	250	20.8	16	30		2
TB22-S16-120		TB22-S16-160		TB22-S16-200		TB22-S16-250		21.8				
TB23-S20-130	130	TB23-S20-160	160	TB23-S20-200	200	TB23-S20-250	250	22.8	20	30	CC..060204	2
TB24-S20-130		TB24-S20-160		TB24-S20-200		TB24-S20-250		23.8				
TB25-S20-130		TB25-S20-160		TB25-S20-200		TB25-S20-250		24.8				
TB26-S20-130	130	TB26-S20-160	160	TB26-S20-200	200	TB26-S20-250	250	25.8	20	30	CC..09T304	2
TB27-S20-130		TB27-S20-160		TB27-S20-200		TB27-S20-250		26.8				
TB28-S20-130		TB28-S20-160		TB28-S20-200		TB28-S20-250		27.8				
TB29-S20-130		TB29-S20-160		TB29-S20-200		TB29-S20-250		28.8				
TB30-S25-160	160	TB30-S25-200	200	TB30-S25-250	250	TB30-S25-300	300	29.8	25	40	CC..09T304	2
TB31-S25-160	160	TB31-S25-200	200	TB31-S25-250	250	TB31-S25-300	300	30.8	25	40	CC..09T304	2
TB32-S25-160		TB32-S25-200		TB32-S25-250		TB32-S25-300		31.8				
TB33-S25-160		TB33-S25-200		TB33-S25-250		TB33-S25-300		32.8				
TB34-S25-160		TB34-S25-200		TB34-S25-250		TB34-S25-300		33.8				
TB35-S25-160		TB35-S25-200		TB35-S25-250		TB35-S25-300		34.8				
TB36-S25-160	160	TB36-S25-200	200	TB36-S25-250	250	TB36-S25-300	300	35.8	25	40	CC..09T304	2
TB37-S25-160		TB37-S25-200		TB37-S25-250		TB37-S25-300		36.8				
TB38-S25-160		TB38-S25-200		TB38-S25-250		TB38-S25-300		37.8				
TB39-S25-160		TB39-S25-200		TB39-S25-250		TB39-S25-300		38.8				
TB40-S25-160		TB40-S25-200		TB40-S25-250		TB40-S25-300		39.8				
TB41-S32-200	200	TB41-S32-250	250	TB41-S32-300	300	TB41-S32-350	350	40.8	32	45		2
TB42-S32-200		TB42-S32-250		TB42-S32-300				41.8				
TB43-S32-200		TB43-S32-250		TB43-S32-300				42.8				
TB44-S32-200		TB44-S32-250		TB44-S32-300				43.8				
TB45-S32-200		TB45-S32-250		TB45-S32-300				44.8				
TB46-S32-200	200	TB46-S32-250	250	TB46-S32-300	300			45.8	32	45		2
TB47-S32-200		TB47-S32-250		TB47-S32-300				46.8				
TB48-S32-200		TB48-S32-250		TB48-S32-300				47.8				
TB49-S32-200		TB49-S32-250		TB49-S32-300				48.8				
TB50-S32-200		TB50-S32-250		TB50-S32-300				49.8				
TB51-S32-200	200	TB51-S32-250	250	TB51-S32-300	300			50.8	32	45		2
TB52-S32-200		TB52-S32-250		TB52-S32-300				51.8				
TB53-S32-200		TB53-S32-250		TB53-S32-300				52.8				
TB54-S32-200		TB54-S32-250		TB54-S32-300				53.8				
TB55-S32-200		TB55-S32-250		TB55-S32-300				54.8				
TB56-S32-200	200	TB56-S32-250	250	TB56-S32-300	300			55.8	32	45		2
TB57-S32-200		TB57-S32-250		TB57-S32-300				56.8				

# 固定式粗撈刀 FIXED ROUGH BORING BARS



**NEW**



內徑車刀  
BORING BARS

外徑車刀  
TOOLHOLDERS

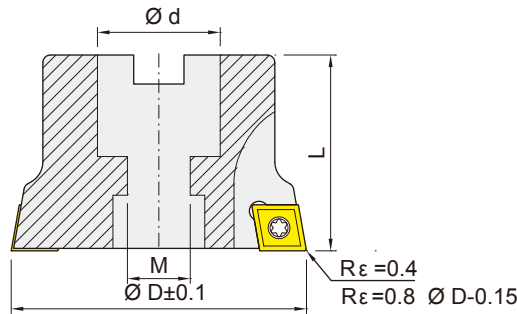
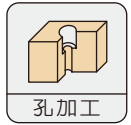
牙刀 & 開槽刀  
THREADING & GROOVING

銑刀  
MILLING

孔加工  
BORING TOOLS COMPONENTS

配件  
SPARE PARTS

Item code	L	Item code	L	Item code	L	Dimensions,mm			Insert	Teeth
						D Rε=0.4	d	L1		
<b>NEW</b> TB12E-S16-120	120	<b>NEW</b> TB12E-S16-160	160	<b>NEW</b> TB12E-S16-200	200	12.0	16	30	CC..060204	1
<b>NEW</b> TB13E-S16-120		<b>NEW</b> TB13E-S16-160		<b>NEW</b> TB13E-S16-200		13.0				
<b>NEW</b> TB14E-S16-120		<b>NEW</b> TB14E-S16-160		<b>NEW</b> TB14E-S16-200		14.0				
<b>NEW</b> TB15E-S16-120		<b>NEW</b> TB15E-S16-160		<b>NEW</b> TB15E-S16-200		15.0				
<b>NEW</b> TB16E-S16-120	120	<b>NEW</b> TB16E-S16-160	160	<b>NEW</b> TB16E-S16-200	200	16.0	16	30	CC..060204	2
<b>NEW</b> TB17E-S16-120		<b>NEW</b> TB17E-S16-160		<b>NEW</b> TB17E-S16-200		17.0				
<b>NEW</b> TB18E-S16-120		<b>NEW</b> TB18E-S16-160		<b>NEW</b> TB18E-S16-200		18.0				
<b>NEW</b> TB19E-S16-120		<b>NEW</b> TB19E-S16-160		<b>NEW</b> TB19E-S16-200		19.0				
<b>NEW</b> TB20E-S16-120		<b>NEW</b> TB20E-S16-160		<b>NEW</b> TB20E-S16-200		20.0				
<b>NEW</b> TB21E-S16-120	120	<b>NEW</b> TB21E-S16-160	160	<b>NEW</b> TB21E-S16-200	200	21.0	16	30		2
<b>NEW</b> TB22E-S16-120		<b>NEW</b> TB22E-S16-160		<b>NEW</b> TB22E-S16-200		22.0				
<b>NEW</b> TB23E-S20-130	130	<b>NEW</b> TB23E-S20-160	160	<b>NEW</b> TB23E-S20-200	200	23.0	20	30	CC..060204	2
<b>NEW</b> TB24E-S20-130		<b>NEW</b> TB24E-S20-160		<b>NEW</b> TB24E-S20-200		24.0				
<b>NEW</b> TB25E-S20-130		<b>NEW</b> TB25E-S20-160		<b>NEW</b> TB25E-S20-200		25.0				
<b>NEW</b> TB26E-S20-130	130	<b>NEW</b> TB26E-S20-160	160	<b>NEW</b> TB26E-S20-200	200	26.0	20	30	CC..09T304	2
<b>NEW</b> TB27E-S20-130		<b>NEW</b> TB27E-S20-160		<b>NEW</b> TB27E-S20-200		27.0				
<b>NEW</b> TB28E-S20-130		<b>NEW</b> TB28E-S20-160		<b>NEW</b> TB28E-S20-200		28.0				
<b>NEW</b> TB29E-S20-130		<b>NEW</b> TB29E-S20-160		<b>NEW</b> TB29E-S20-200		29.0				
<b>NEW</b> TB30E-S25-160	160	<b>NEW</b> TB30E-S25-200	200	<b>NEW</b> TB30E-S25-250	250	30.0	25	40	CC..09T304	2
<b>NEW</b> TB31E-S25-160	160	<b>NEW</b> TB31E-S25-200	200	<b>NEW</b> TB31E-S25-250	250	31.0	25	40	CC..09T304	2
<b>NEW</b> TB32E-S25-160		<b>NEW</b> TB32E-S25-200		<b>NEW</b> TB32E-S25-250		32.0				
<b>NEW</b> TB33E-S25-160		<b>NEW</b> TB33E-S25-200		<b>NEW</b> TB33E-S25-250		33.0				
<b>NEW</b> TB34E-S25-160		<b>NEW</b> TB34E-S25-200		<b>NEW</b> TB34E-S25-250		34.0				
<b>NEW</b> TB35E-S25-160		<b>NEW</b> TB35E-S25-200		<b>NEW</b> TB35E-S25-250		35.0				
<b>NEW</b> TB36E-S25-160	160	<b>NEW</b> TB36E-S25-200	200	<b>NEW</b> TB36E-S25-250	250	36.0	25	40	CC..09T304	2
<b>NEW</b> TB37E-S25-160		<b>NEW</b> TB37E-S25-200		<b>NEW</b> TB37E-S25-250		37.0				
<b>NEW</b> TB38E-S25-160		<b>NEW</b> TB38E-S25-200		<b>NEW</b> TB38E-S25-250		38.0				
<b>NEW</b> TB39E-S25-160		<b>NEW</b> TB39E-S25-200		<b>NEW</b> TB39E-S25-250		39.0				
<b>NEW</b> TB40E-S25-160		<b>NEW</b> TB40E-S25-200		<b>NEW</b> TB40E-S25-250		40.0				
<b>NEW</b> TB41E-S32-200	200	<b>NEW</b> TB41E-S32-250	250	<b>NEW</b> TB41E-S32-300	300	41.0	32	45		2
<b>NEW</b> TB42E-S32-200		<b>NEW</b> TB42E-S32-250		<b>NEW</b> TB42E-S32-300		42.0				
<b>NEW</b> TB43E-S32-200		<b>NEW</b> TB43E-S32-250		<b>NEW</b> TB43E-S32-300		43.0				
<b>NEW</b> TB44E-S32-200		<b>NEW</b> TB44E-S32-250		<b>NEW</b> TB44E-S32-300		44.0				
<b>NEW</b> TB45E-S32-200		<b>NEW</b> TB45E-S32-250		<b>NEW</b> TB45E-S32-300		45.0				
<b>NEW</b> TB46E-S32-200	200	<b>NEW</b> TB46E-S32-250	250	<b>NEW</b> TB46E-S32-300	300	46.0	32	45		2
<b>NEW</b> TB47E-S32-200		<b>NEW</b> TB47E-S32-250		<b>NEW</b> TB47E-S32-300		47.0				
<b>NEW</b> TB48E-S32-200		<b>NEW</b> TB48E-S32-250		<b>NEW</b> TB48E-S32-300		48.0				
<b>NEW</b> TB49E-S32-200		<b>NEW</b> TB49E-S32-250		<b>NEW</b> TB49E-S32-300		49.0				
<b>NEW</b> TB50E-S32-200		<b>NEW</b> TB50E-S32-250		<b>NEW</b> TB50E-S32-300		50.0				
<b>NEW</b> TB51E-S32-200	200	<b>NEW</b> TB51E-S32-250	250	<b>NEW</b> TB51E-S32-300	300	51.0	32	45		2
<b>NEW</b> TB52E-S32-200		<b>NEW</b> TB52E-S32-250		<b>NEW</b> TB52E-S32-300		52.0				
<b>NEW</b> TB53E-S32-200		<b>NEW</b> TB53E-S32-250		<b>NEW</b> TB53E-S32-300		53.0				
<b>NEW</b> TB54E-S32-200		<b>NEW</b> TB54E-S32-250		<b>NEW</b> TB54E-S32-300		54.0				
<b>NEW</b> TB55E-S32-200		<b>NEW</b> TB55E-S32-250		<b>NEW</b> TB55E-S32-300		55.0				
<b>NEW</b> TB56E-S32-200	200	<b>NEW</b> TB56E-S32-250	250	<b>NEW</b> TB56E-S32-300	300	56.0	32	45		2
<b>NEW</b> TB57E-S32-200		<b>NEW</b> TB57E-S32-250		<b>NEW</b> TB57E-S32-300		57.0				



BORING BARS  
內徑車刀



TOOLHOLDERS  
外徑車刀

THREADING & GROOVING  
牙刀 & 開槽刀



MILLING  
銑刀

BORING TOOLS COMPONENTS  
孔加工

SPARE PARTS  
配件

Item code (d=22.0)	Item code (d=25.4)	Insert 	Item code (d=22.0,25.4)	Insert 	D Rε=0.4	Teeth
TB45-22.0-CC09		CC..09T304		CC..120404	44.8	2
TB46-22.0-CC09					45.8	
TB47-22.0-CC09					46.8	
TB48-22.0-CC09					47.8	
TB49-22.0-CC09					48.8	
TB50-22.0-CC09	TB50-25.4-CC09				49.8	
TB51-22.0-CC09	TB51-25.4-CC09	CC..09T304		CC..120404	50.8	2
TB52-22.0-CC09	TB52-25.4-CC09				51.8	
TB53-22.0-CC09	TB53-25.4-CC09				52.8	
TB54-22.0-CC09	TB54-25.4-CC09		TB55-22.0-CC12		53.8	
TB55-22.0-CC09	TB55-25.4-CC09				54.8	
TB56-22.0-CC09	TB56-25.4-CC09	CC..09T304	TB56-22.0-CC12	CC..120404	55.8	2
TB57-22.0-CC09	TB57-25.4-CC09		TB57-22.0-CC12		56.8	
TB58-22.0-CC09	TB58-25.4-CC09		TB58-22.0-CC12		57.8	
TB59-22.0-CC09	TB59-25.4-CC09		TB59-22.0-CC12		58.8	
TB60-22.0-CC09	TB60-25.4-CC09		TB60-22.0-CC12		59.8	
TB61-22.0-CC09	TB61-25.4-CC09	CC..09T304	TB61-25.4-CC12	CC..120404	60.8	2
TB62-22.0-CC09	TB62-25.4-CC09		TB62-25.4-CC12		61.8	
TB63-22.0-CC09	TB63-25.4-CC09		TB63-25.4-CC12		62.8	
TB64-22.0-CC09	TB64-25.4-CC09		TB64-25.4-CC12		63.8	
TB65-22.0-CC09	TB65-25.4-CC09		TB65-25.4-CC12		64.8	
TB66-22.0-CC09	TB66-25.4-CC09	CC..09T304	TB66-25.4-CC12	CC..120404	65.8	2
TB67-22.0-CC09	TB67-25.4-CC09		TB67-25.4-CC12		66.8	
TB68-22.0-CC09	TB68-25.4-CC09		TB68-25.4-CC12		67.8	
TB69-22.0-CC09	TB69-25.4-CC09		TB69-25.4-CC12		68.8	
TB70-22.0-CC09	TB70-25.4-CC09		TB70-25.4-CC12		69.8	
TB71-22.0-CC09	TB71-25.4-CC09	CC..09T304	TB71-25.4-CC12	CC..120404	70.8	2
TB72-22.0-CC09	TB72-25.4-CC09		TB72-25.4-CC12		71.8	
	TB73-25.4-CC09		TB73-25.4-CC12		72.8	
	TB74-25.4-CC09		TB74-25.4-CC12		73.8	
TB75-22.0-CC09	TB75-25.4-CC09		TB75-25.4-CC12		74.8	
	TB76-25.4-CC09	CC..09T304	TB76-25.4-CC12	CC..120404	75.8	2
	TB77-25.4-CC09		TB77-25.4-CC12		76.8	
	TB78-25.4-CC09		TB78-25.4-CC12		77.8	
	TB79-25.4-CC09		TB79-25.4-CC12		78.8	
	TB80-25.4-CC09		TB80-25.4-CC12		79.8	

# 固定式粗擲刀 FIXED ROUGH BORING BARS

Item code (d=25.4)	Insert 	Item code (d=25.4)	Item code (d=31.75)	Insert 	D R <sub>e</sub> =0.4	Teeth
TB81-25.4-CC09 TB82-25.4-CC09	CC..09T304	TB81-25.4-CC12 TB82-25.4-CC12 TB83-25.4-CC12 TB84-25.4-CC12 TB85-25.4-CC12		CC..120404	80.8	2
TB84-25.4-CC09 TB85-25.4-CC09			81.8			
TB86-25.4-CC09			82.8			
TB86-25.4-CC09	CC..09T304	TB86-25.4-CC12 TB87-25.4-CC12 TB88-25.4-CC12 TB89-25.4-CC12 TB90-25.4-CC12		CC..120404	83.8	2
TB88-25.4-CC09			84.8			
TB90-25.4-CC09			85.8			
TB92-25.4-CC09	CC..09T304	TB91-25.4-CC12 TB92-25.4-CC12 TB93-25.4-CC12 TB94-25.4-CC12 TB95-25.4-CC12		CC..120404	86.8	2
TB94-25.4-CC09 TB95-25.4-CC09			87.8			
TB96-25.4-CC09			88.8			
TB96-25.4-CC09	CC..09T304	TB96-25.4-CC12 TB97-25.4-CC12 TB98-25.4-CC12 TB99-25.4-CC12 TB100-25.4-CC12	TB100-31.75-CC12	CC..120404	89.8	2
TB98-25.4-CC09					90.8	
TB100-25.4-CC09					91.8	
TB104-25.4-CC09 TB105-25.4-CC09	CC..09T304	TB101-25.4-CC12 TB102-25.4-CC12 TB105-25.4-CC12	TB101-31.75-CC12 TB102-31.75-CC12 TB103-31.75-CC12 TB104-31.75-CC12 TB105-31.75-CC12	CC..120404	92.8	2
					93.8	
					94.8	
	CC..09T304		TB106-31.75-CC12 TB107-31.75-CC12 TB108-31.75-CC12 TB109-31.75-CC12 TB110-31.75-CC12 TB110-25.4-CC12	CC..120404	95.8	2
					96.8	
					97.8	
TB112-25.4-CC09	CC..09T304	TB112-25.4-CC12	TB111-31.75-CC12 TB112-31.75-CC12 TB113-31.75-CC12 TB114-31.75-CC12 TB115-31.75-CC12	CC..120404	98.8	2
TB115-25.4-CC09		TB115-25.4-CC12			99.8	
					100.8	
TB120-25.4-CC09	CC..09T304	TB118-25.4-CC12 TB120-25.4-CC12	TB116-31.75-CC12 TB117-31.75-CC12 TB118-31.75-CC12 TB119-31.75-CC12 TB120-31.75-CC12	CC..120404	101.8	2
					102.8	
					103.8	
TB122-25.4-CC09	CC..09T304		TB121-31.75-CC12 TB122-31.75-CC12 TB123-31.75-CC12 TB124-31.75-CC12 TB125-31.75-CC12	CC..120404	104.8	2
					105.8	
					106.8	
			TB126-31.75-CC12 TB127-31.75-CC12 TB128-31.75-CC12 TB129-31.75-CC12 TB130-31.75-CC12	CC..120404	107.8	2
					108.8	
					109.8	

內徑車刀  
BORING BARS

外徑車刀  
TOOL HOLDERS



牙刀 & 開槽刀  
THREADING & GROOVING


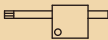
銑刀  
MILLING

孔加工  
BORING TOOLS COMPONENTS

配件  
SPARE PARTS

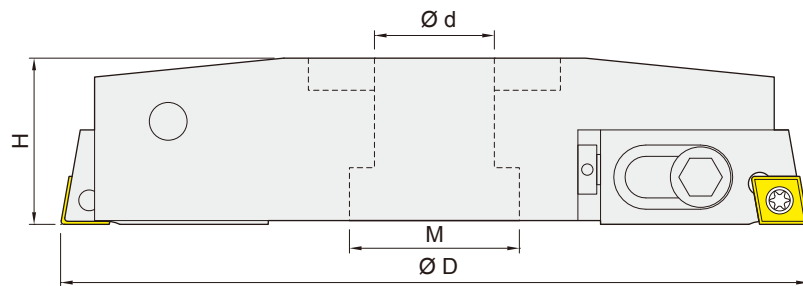
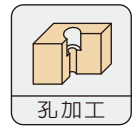
內徑車刀  
BORING BARS  
外徑車刀  
TOOL HOLDERS  
牙刀 & 開槽刀  
THREADING & GROOVING  
銑刀  
MILLING  
孔加工  
BORING TOOLS COMPONENTS  
配件  
SPARE PARTS

Item code (d=25.4)	Insert 	Item code (d=25.4)	Item code (d=31.75)	Insert 	D Rε=0.4	Teeth
			TB131-31.75-CC12 TB132-31.75-CC12 TB133-31.75-CC12 TB134-31.75-CC12 TB135-31.75-CC12	CC..120404	130.8 131.8 132.8 133.8 134.8	2
			TB136-31.75-CC12 TB137-31.75-CC12 TB138-31.75-CC12 TB139-31.75-CC12 TB140-31.75-CC12	CC..120404	135.8 136.8 137.8 138.8 139.8	2
			TB141-31.75-CC12 TB142-31.75-CC12 TB143-31.75-CC12 TB144-31.75-CC12 TB145-31.75-CC12	CC..120404	140.8 141.8 142.8 143.8 144.8	2
			TB146-31.75-CC12 TB147-31.75-CC12 TB148-31.75-CC12 TB149-31.75-CC12 TB150-31.75-CC12	CC..120404	145.8 146.8 147.8 148.8 149.8	2
			TB151-31.75-CC12 TB155-31.75-CC12 TB156-31.75-CC12 TB160-31.75-CC12	CC..120404	150.8 154.8 155.8 159.8	2
			TB161-31.75-CC12 TB165-31.75-CC12 TB170-31.75-CC12	CC..120404	160.8 164.8 169.8	2
			TB175-31.75-CC12 TB180-31.75-CC12	CC..120404	174.8 179.8	2
			TB185-31.75-CC12 TB187-31.75-CC12 TB190-31.75-CC12	CC..120404	184.8 186.8 189.8	2
			TB195-31.75-CC12 TB200-31.75-CC12 TB201-31.75-CC12	CC..120404	194.8 199.8 200.8	2 2 2

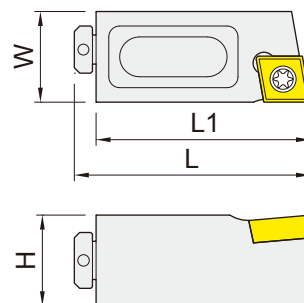
Insert	Screw 	Wrench 
CC..060204	MS2506A	TF9
CC..09T304	MS4011A	TF15
CC..120404	MS5011A	TF20

Dimensions,mm	d	M	L
TB...-22.0-...	22.0	11	50
TB...-25.4-...	25.4	13	50
TB...-31.75-...	31.75	13	50

# 可調式粗搪刀桿 ADJUSTABLE ROUGH BORING BARS



Item code	Range		Dimensions,mm			Teeth	Cartridges	Screw
	Dmin	Dmax	d	M	H			
TBJ175-25-31.75	175	200	31.75	45	43	2	TBSJ925-CC12	HTM1035
TBJ200-25-31.75	200	225						
TBJ225-25-31.75	225	250						
TBJ250-25-31.75	250	275						
TBJ275-25-31.75	275	300						
TBJ300-25-31.75	300	325						
TBJ325-25-31.75	325	350						
TBJ350-25-31.75	350	375						
TBJ375-25-31.75	375	400						
TBJ400-25-31.75	400	425						



Item code	Dimensions,mm					Insert	Screw	Screw	Wrench
	H	W	W1	L1	L				
TBJS925-CC12	25	25	25	60	55	CC..1204..	RTM830	MS5011A	TF20

內徑車刀  
BORING BARS

外徑車刀  
TOOLHOLDERS

牙刀 & 開槽刀  
THREADING & GROOVING

銑刀  
MILLING

孔加工  
BORING TOOLS COMPONENTS

配件  
SPARE PARTS



BORING BARS  
內徑車刀

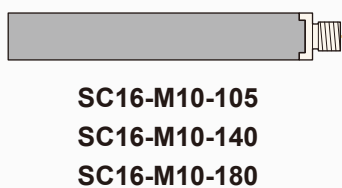
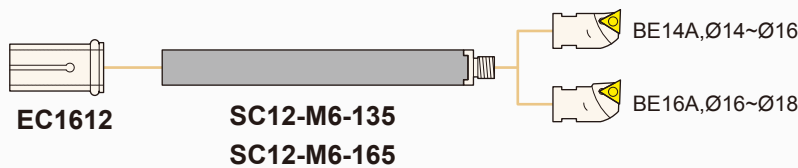
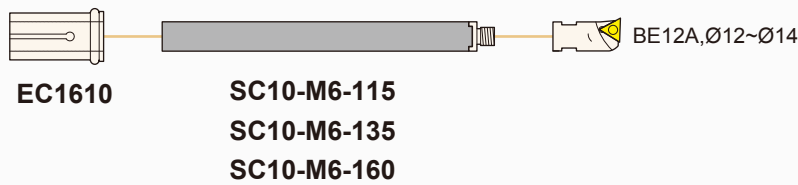
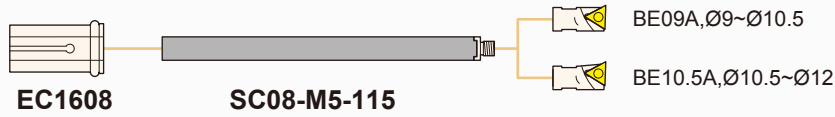
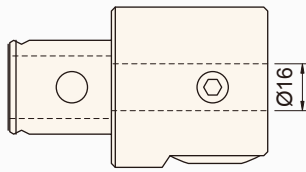
TOOLHOLDERS  
外徑車刀

THREADING & GROOVING  
牙刀 & 開槽刀

MILLING  
銑刀


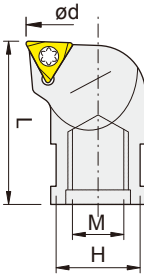
BORING TOOLS COMPONENTS  
孔加工


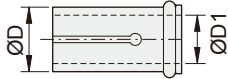
SPARE PARTS  
配件


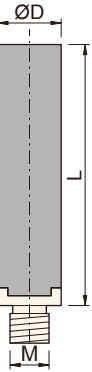


- BE18A, Ø18~Ø20
- BE20A, Ø20~Ø22
- BE22A, Ø22~Ø24
- BE24A, Ø24~Ø26
- BE26A, Ø26~Ø28
- BE28A, Ø28~Ø30
- BE30A, Ø30~Ø32
- BE32A, Ø32~Ø34
- BE34A, Ø34~Ø36
- BE36A, Ø36~Ø38
- BE38A, Ø38~Ø40
- BE40A, Ø40~Ø42
- BE42A, Ø42~Ø44
- BE44A, Ø44~Ø46
- BE46A, Ø46~Ø48
- BE48A, Ø48~Ø50
- BE50A, Ø50~Ø52

# 搪孔刀頭&配件 BORING HEAD & PART

Item code	Dimensions,mm					Shape	Insert	Screw	Wrench
	d	H	L	M	Range				
BE09A	9	7	18	M5	9~10.5	搪孔頭 BORING CUTTER HEAD    	TP..0802..	MS2205A	TF7
BE10.5A	10.5	7			10.5~12				
BE12A	12	8	23	M6	12~14				
BE14A	14	10			14~16				
BE16A	16	14			16~18				
BE18A	18		27	18~20					
BE20A	20	14	27	M10	20~22				
BE22A	22				22~24				
BE24A	24				24~26				
BE26A	26				26~28				
BE28A	28				28~30				
BE30A	30				30~32				
BE32A	32	14	27	M10	32~34				
BE34A	34				34~36				
BE36A	36				36~38				
BE38A	38				38~40				
BE40A	40				40~42				
BE42A	42				14				
BE44A	44	44~46							
BE46A	46	46~48							
BE48A	48	48~50							
BE50A	50	50~52							

Item code	Dimensions,mm		Shape	適用鑄鋼柄
	D	D1		
EC1606	16	6	套筒 COLLET ADAPTERS    	--
EC1608	16	8		SC08-M5-...
EC1610	16	10		SC10-M6-...
EC1612	16	12		SC12-M6-...

Item code	Dimensions,mm			Shape	適用搪刀頭	適用套筒		
	D	M	L					
SC08-M5-115	8	M5	115	鑄鋼柄搪刀桿 CARBIDE    	BE09A, BE10.5A	EC1608		
SC10-M6-115			10		M6	115	BE12A	EC1610
SC10-M6-135						135	BE14A, BE16A	EC1612
SC10-M6-160	160							
SC12-M6-135	12	M6	135		BE18A, BE20A, BE22A, BE24A BE26A, BE28A, BE30A, BE32A BE34A, BE36A, BE38A, BE40A BE42A, BE44A, BE46A, BE48A BE50A	--		
SC12-M6-165			165					
SC16-M10-105	16	M10	105					
SC16-M10-140			140					
SC16-M10-180			180					

內徑車刀  
BORING BARS

外徑車刀  
TOOL HOLDERS

牙刀 & 開槽刀  
THREADING & GROOVING

銑刀  
MILLING

孔加工  
BORING TOOLS COMPONENTS

配件  
SPARE PARTS

BORING BARS  
內徑車刀

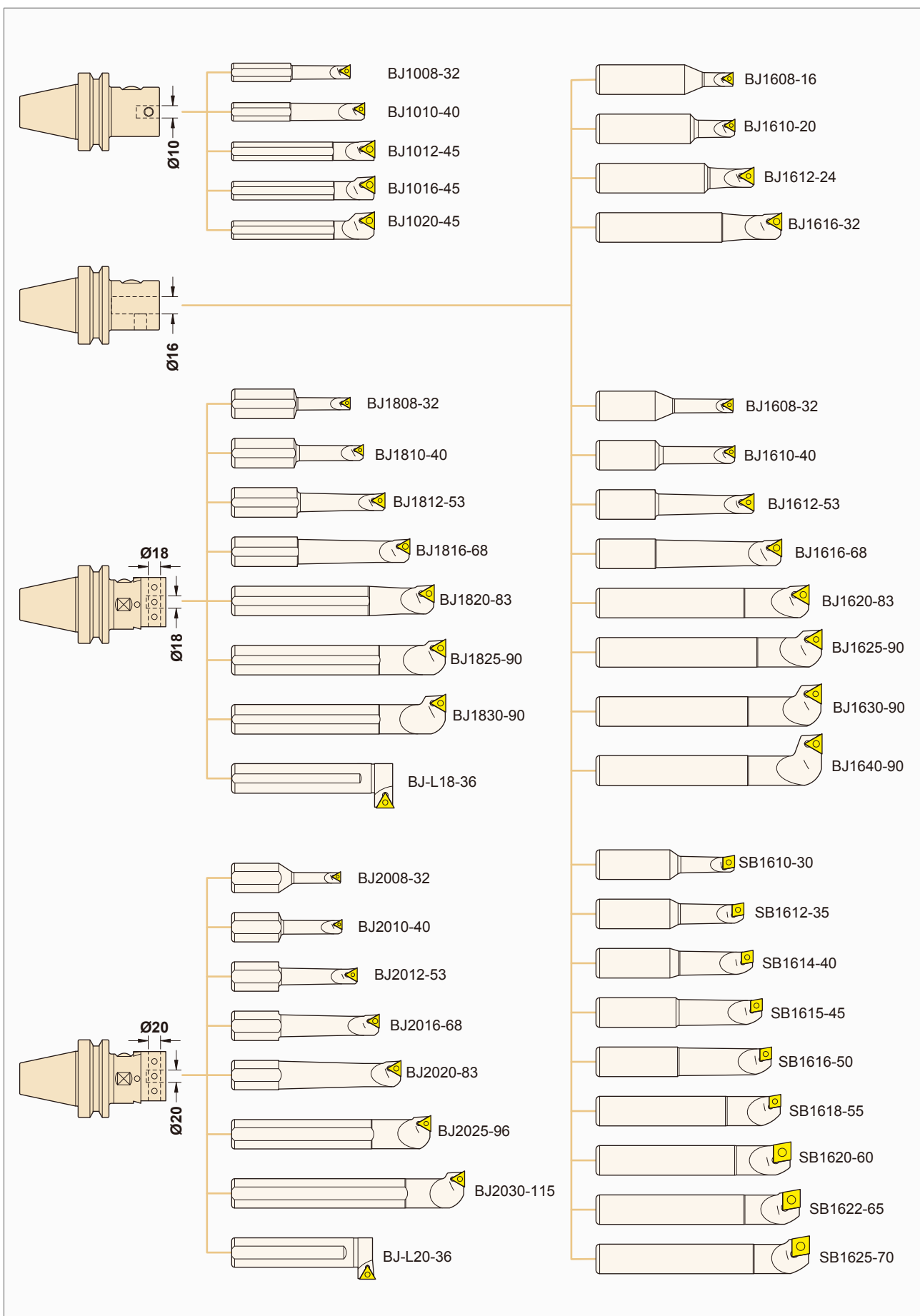
TOOL HOLDERS  
外徑車刀

THREADING & GROOVING  
牙刀 & 開槽刀

MILLING  
銑刀

BORING TOOLS COMPONENTS  
孔加工

SPARE PARTS  
配件



# 小徑搪刀 BORING SHANK

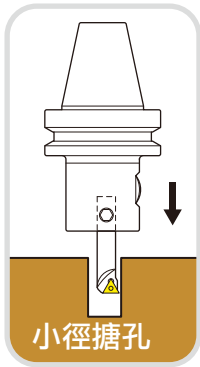


Fig-1

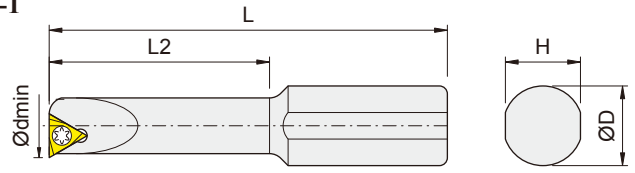


Fig-2

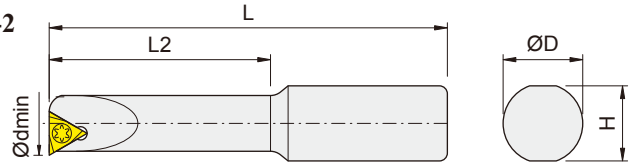


FIG-1 Item code	Dimensions,mm					Insert	Screw	Wrench	
	D	Range	L	L2	H				
BH1008-32	10	8-10	64	32	9		WC..0201..	MS2005A	TF6
BH1010-40		10-12	72	40					
BJ1008-32		8-10	64	32			TB..0601..	MS2005A	TF6
BJ1010-40		10-12	72	40					
BJ1012-45		12-16	77	27			TP..0902..	MS2506A	TF9
BJ1016-45		16-20	77	27					
BJ1020-45	20-25	77	27						
※ BH10-5PCS	BH1008-32 BH1010-40 BJ1012-45 BJ1016-45 BJ1020-45								
※ BJ10-5PCS	BJ1008-32 BJ1010-40 BJ1012-45 BJ1016-45 BJ1020-45								

FIG-2 Item code	Dimensions,mm					Insert	Screw	Wrench	
	D	Range	L	L2	H				
BH1608-32	16	8-10	74	32	15		WC..0201..	MS2005A	TF6
BH1610-40		10-12	75	40					
BJ1606-24		6-8	68	24			WB..0601..	MS2005A	TF6
BJ1608-32		8-10	74	32					
BJ1610-40		10-12	75	40			TP..0902..	MS2506A	TF9
BJ1612-53		12-16	85	53					
BJ1614-60		14-16	103	60					
BJ1616-68		16-20	100	68					
BJ1620-83		20-25	115	35					
BJ1625-90		25-30	122	35					
BJ1630-90		30-40	122	40					
BJ1635-90		35-40	122	40					
BJ1640-90		40-50	122	40		TP..1103..	MS3008A	TF9	
BJ1645-90		45-50	122	40					
※ BH16-8PCS	BH1608-32 BH1610-40 BJ1612-53 BJ1616-68 BJ1620-83 BJ1625-90 BJ1630-90 BJ1640-90								
※ BJ16-8PCS	BJ1608-32 BJ1610-40 BJ1612-53 BJ1616-68 BJ1620-83 BJ1625-90 BJ1630-90 BJ1640-90								

※ 表盒裝 SUITE

內徑車刀  
BORING BARS

外徑車刀  
TOOLHOLDERS

牙刀 & 開槽刀  
THREADING & GROOVING

銑刀  
MILLING

孔加工  
BORING TOOLS COMPONENTS

配件  
SPARE PARTS

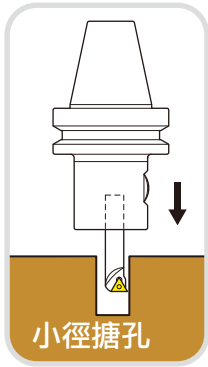


Fig-1

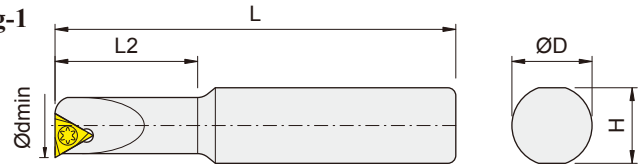


Fig-2

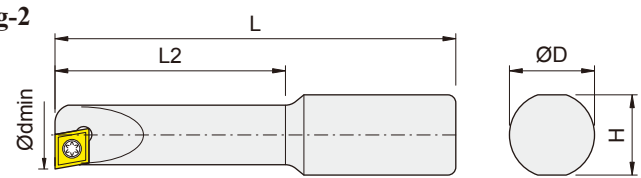


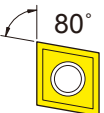



FIG-1 Item code	Dimensions,mm					Insert	Screw	Wrench	
	D	Range	L	L2	H				
<b>BJ1608-16</b>	16	8-10	74	16	15		TB..0601..	MS2005A	TF6
<b>BJ1610-20</b>		10-12	75	20					
<b>BJ1612-24</b>		12-16	85	24					
<b>BJ1616-32</b>		16-20	100	32					
※ <b>BJ16-2D-8P</b> BJ1608-16 BJ1610-20 BJ1612-24 BJ1616-32 BJ1620-83 BJ1625-90 BJ1630-90 BJ1640-90									

※ 表盒裝 SUITE

FIG-2 Item code	Dimensions,mm					Insert	Screw	Wrench	
	D	Range	L	L2	H				
<b>SB1610-30</b>	16	10-12	75	30	15		CC..0602..	MS2506A	TF9
<b>SB1612-35</b>		12-14	80	35					
<b>SB1614-40</b>		14-16	85	40					
<b>SB1615-45</b>		15-17	90	45					
<b>SB1616-50</b>		16-18	95	50					
<b>SB1618-55</b>		18-20	100	35					
<b>SB1620-60</b>		20-22	105	35					
<b>SB1622-65</b>		22-25	110	35					
<b>SB1625-70</b>	25-28	115	35		CC..09T3..	MS4011A	TF15		

BORING BARS 內徑車刀  
 TOOL HOLDERS 外徑車刀  
 THREADING & GROOVING 牙刀 & 開槽刀  
 MILLING 銑刀  
 BORING TOOLS COMPONENTS 孔加工  
 SPARE PARTS 配件

# 小徑搪刀 BORING SHANK

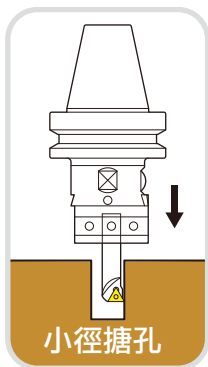


Fig-1

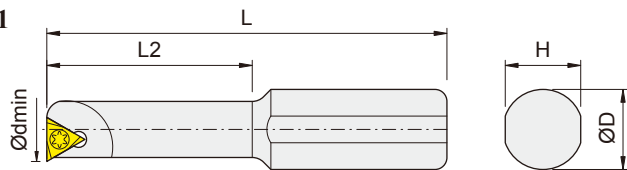
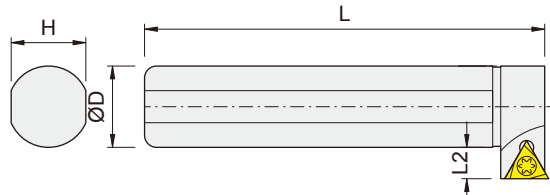


Fig-2



Item code	Dimensions,mm						Insert	Screw	Wrench	
	D	Range	L	L2	H	FIG				
BH1808-32	18	8-10	72	32	17	1		WC..0201..	MS2005A	TF6
BH1810-40		10-12	80	40						
BJ1808-32		8-10	72	32						
BJ1810-40		10-12	80	40				TB..0601..	MS2005A	TF6
BJ1812-53		12-16	93	53						
BJ1816-68		16-20	108	68						
BJ1820-83		20-25	123	40				TP..0902..	MS2506A	TF9
BJ1825-90		25-30	130	40						
BJ1830-90		30-35	130	40						
BJ-L18-36	18	--	97	8	2					
※ BH18-8PCS	BH1808-32 BH1810-40 BJ1812-53 BJ1816-68 BJ1820-83 BJ1825-90 BJ1830-90 BJ-L18-36									
※ BJ18-8PCS	BJ1808-32 BJ1810-40 BJ1812-53 BJ1816-68 BJ1820-83 BJ1825-90 BJ1830-90 BJ-L18-36									

Item code	Dimensions,mm						Insert	Screw	Wrench	
	D	Range	L	L2	H	FIG				
BH2008-32	20	8-10	74	32	19	1		WC..0201..	MS2005A	TF6
BH2010-40		10-12	75	40						
BJ2008-32		8-10	74	32						
BJ2010-40		10-12	75	40				TB..0601..	MS2005A	TF6
BJ2012-53		12-16	85	53						
BJ2016-68		16-20	100	68						
BJ2020-83		20-25	115	83				TP..0902..	MS2506A	TF9
BJ2025-96		25-30	135	40						
BJ2030-115		30-35	158	40						
BJ-L20-36	20	--	97	8	2					
※ BH20-8PCS	BH2008-32 BH2010-40 BJ2012-53 BJ2016-68 BJ2020-83 BJ2025-96 BJ2030-115 BJ-L20-36									
※ BJ20-8PCS	BJ2008-32 BJ2010-40 BJ2012-53 BJ2016-68 BJ2020-83 BJ2025-96 BJ2030-115 BJ-L20-36									

※ 表盒裝 SUITE

內徑車刀  
BORING BARS

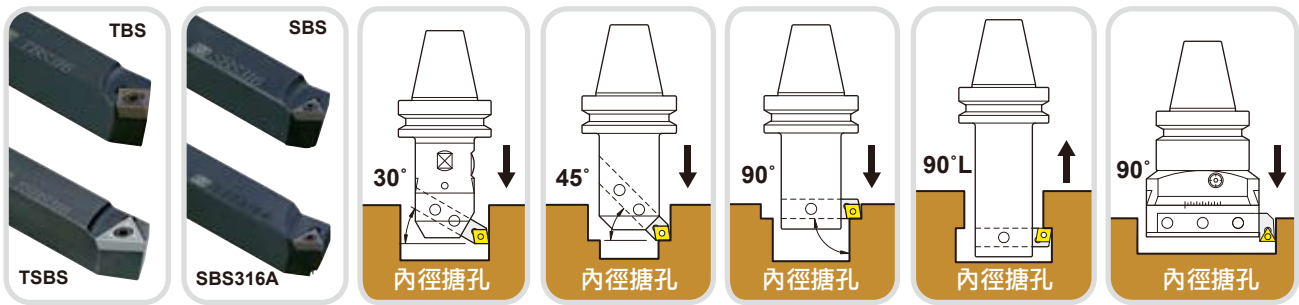
外徑車刀  
TOOL HOLDERS

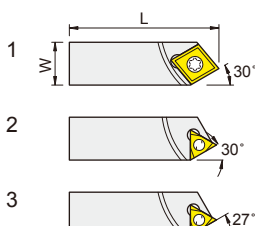
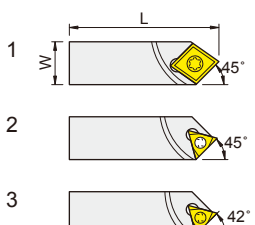
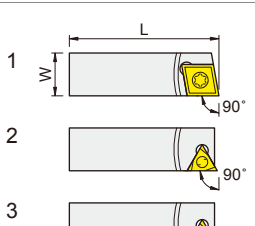
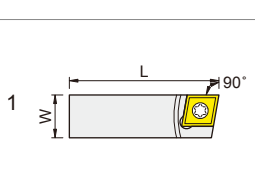
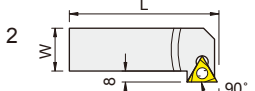
牙刀 & 開槽刀  
THREADING & GROOVING

銑刀  
MILLING


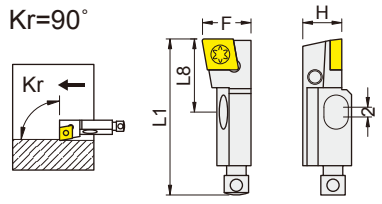

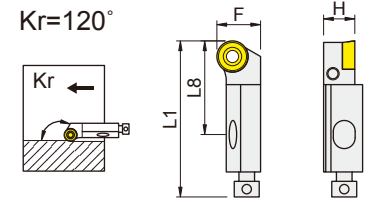

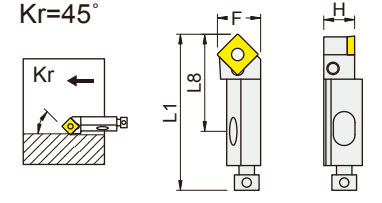

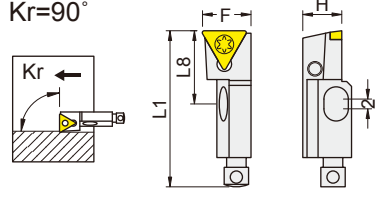
孔加工  
BORING TOOLS COMPONENTS

配件  
SPARE PARTS



Insert Shape	Fig-1 Item code	Insert	Fig-2 Item code	Insert	Fig-2 Item code	Insert	Fig-3 Item code	Insert	Dimensions,mm		
									H	W	L
	TBS306	CC..0602..	TSBS306	TC..0902..	SBS306	TP..0902..			6	6	55
	TBS308	CC..0602..	TSBS308	TC..0902..	SBS308	TP..0902..	SBS308A	TP..0902..	8	8	55
	TBS310	CC..0602..	TSBS310	TC..0902..	SBS310	TP..0902..	SBS310A	TP..0902..	10	10	65
	TBS313	CC..09T3..	TSBS313	TC..1102..	SBS313	TP..1103..	SBS313A	TP..1103..	13	13	80
	TBS316	CC..09T3..	TSBS316	TC..16T3..	SBS316	TP..1103..	SBS316A	TP..1103..	16	16	120
	TBS319	CC..1204..	TSBS319	TC..16T3..	SBS319	TP..1603..	SBS319A	TP..1603..	19	19	140
TBS325	CC..1204..	TSBS325	TC..16T3..	SBS325	TP..1603..			25	25	150	
	TBS406	CC..0602..	TSBS406	TC..0902..	SBS406	TP..0902..			6	6	55
	TBS408	CC..0602..	TSBS408	TC..0902..	SBS408	TP..0902..	SBS408A	TP..0902..	8	8	55
	TBS410	CC..0602..	TSBS410	TC..0902..	SBS410	TP..0902..	SBS410A	TP..0902..	10	10	65
	TBS413	CC..09T3..	TSBS413	TC..1102..	SBS413	TP..1103..	SBS413A	TP..1103..	13	13	80
	TBS416	CC..09T3..	TSBS416	TC..16T3..	SBS416	TP..1103..	SBS416A	TP..1103..	16	16	120
	TBS419	CC..1204..	TSBS419	TC..16T3..	SBS419	TP..1603..	SBS419A	TP..1603..	19	19	140
TBS425	CC..1204..	TSBS425	TC..16T3..	SBS425	TP..1603..			25	25	150	
	TBS906	CC..0602..	TSBS906	TC..0902..	SBS906	TP..0902..			6	6	55
	TBS908	CC..0602..	TSBS908	TC..0902..	SBS908	TP..0902..	SBS908A	TP..0902..	8	8	55
	TBS910	CC..0602..	TSBS910	TC..0902..	SBS910	TP..0902..	SBS910A	TP..0902..	10	10	65
	TBS913	CC..09T3..	TSBS913	TC..1102..	SBS913	TP..1103..	SBS913A	TP..1103..	13	13	80
	TBS916	CC..09T3..	TSBS916	TC..16T3..	SBS916	TP..1103..	SBS916A	TP..1103..	16	16	120
	TBS919	CC..1204..	TSBS919	TC..16T3..	SBS919	TP..1603..	SBS919A	TP..1603..	19	19	140
TBS925	CC..1204..	TSBS925	TC..16T3..	SBS925	TP..1603..			25	25	150	
	TBS908L	CC..0602..							8	8	55
	TBS910L	CC..0602..							10	10	65
	TBS913L	CC..09T3..							13	13	80
	TBS916L	CC..09T3..							16	16	120
	TBS919L	CC..1204..							19	19	140
	TBS925L	CC..1204..							25	25	150
					BBS916	TP..1103..			16	16	150
					BBS920	TP..1103..			20	20	150

Insert	Screw	Wrench	Insert	Screw	Wrench	Insert	Screw	Wrench
CC..0602..	MS2506A	TF9	TC..0902..	MS2206A	TF7	TP..0902..	MS2506A	TF9
CC..09T3..	MS4011A	TF15	TC..1102..	MS2506A	TF9	TP..1103..	MS3008A	TF9
CC..1204..	MS5011A	TF20	TC..16T3..	MS4011A	TF15	TP..1603..	MS4011A	TF15

Cartridges shape	Item code	Dimensions,mm							Insert
		L1	L2	L8	F	H	D <sub>min</sub>	Rε	
<b>SCFCR</b>  Screw clamp Kr=90° 	<b>SCFCR-08CA-06</b>	32		15	10	8	25	0.4	CC..0602..
	<b>SCFCR-10CA-09</b>	50		30	14	10	40	0.4	CC..09T3..
	<b>SCFCR-12CA-12</b>	55		35	20	12	50	0.8	CC..1204..
<b>SRSCR</b>  Screw clamp Kr=120° 	<b>SRSCR/L-10CA-10</b>	50		30	14	10	40		RC..10T3..
<b>SSSPR</b>  Screw clamp Kr=45° 	<b>SSSPR-10CA-09</b>	50		30	14	10	40	0.4	SP..0903..
<b>STFCR</b>  Screw clamp Kr=90° 	<b>STFCR-08CA-09</b>	32		15	10	8	25	0.4	TC..0902..
	<b>STFCR-10CA-11</b>	50		30	14	10	40	0.4	TC..1102..
	<b>STFCR-12CA-16</b>	55		35	20	12	50	0.8	TC..16T3..

內徑車刀  
BORING BARS

外徑車刀  
TOOL HOLDERS

牙刀 & 開槽刀  
THREADING & GROOVING

銑刀  
MILLING

孔加工  
BORING TOOLS COMPONENTS

配件  
SPARE PARTS



BORING BARS  
內徑車刀

TOOLHOLDERS  
外徑車刀

THREADING & GROOVING  
牙刀 & 開槽刀

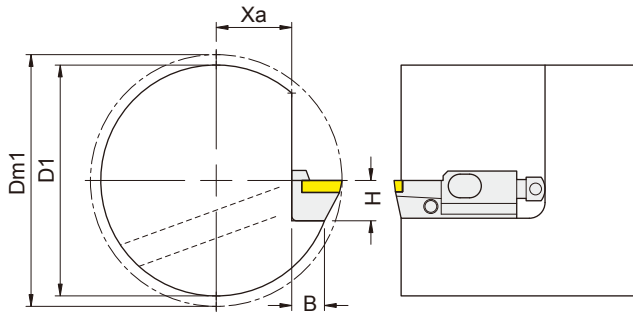
MILLING  
銑刀

BORING TOOLS COMPONENTS  
孔加工

SPARE PARTS  
配件

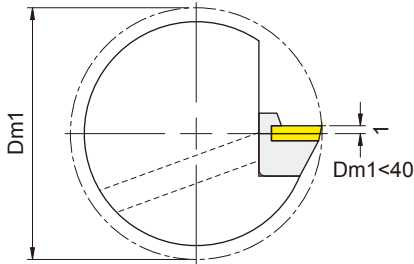
Cartridges shape	Item code	Dimensions,mm							Insert
		L1	L2	L8	F	H	D <sub>m</sub> <sub>min</sub>	Rε	
<b>STFPR</b>  Screw clamp Kr=90° 	<b>STFPR-08CA-09</b>	32		15	10	8	25	0.4	TP..0902..
	<b>STFPR-10CA-11</b>	50		30	14	10	40	0.4	TP..1103..
	<b>STFPR-12CA-16</b>	55		35	20	12	50	0.8	TP..1603..
<b>STGCL</b>  Screw clamp Kr=90° 	<b>STGCL-12CA-16</b>	55		35	20	12	75	0.8	TC..16T3..
<b>STSPR</b>  Screw clamp Kr=45° 	<b>STSPR-08CA-09</b>	28	34.1	11	10	8	25	0.4	TP..0902..
	<b>STSPR-10CA-11</b>	44	51.0	24	14	10	40	0.4	TP..1103..
	<b>STSPR-12CA-16</b>	47	57.0	27	20	12	50	0.8	TP..1603..
<b>STSCR</b>  Screw clamp Kr=45° 	<b>STSCR-08CA-09</b>	28	34.1	11	10	8	25	0.4	TC..0902..
	<b>STSCR-10CA-11</b>	44	51.0	24	14	10	40	0.4	TC..1102..
	<b>STSCR-12CA-16</b>	47	57.0	27	20	12	50	0.8	TC..16T3..

## Axial mounting

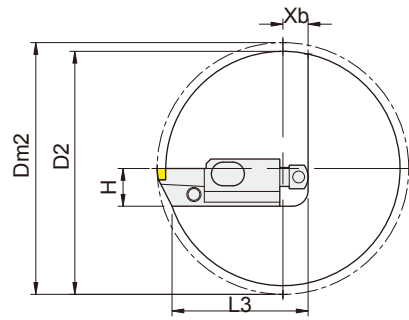


$$Xa = \frac{Dm1}{2} - F \quad \begin{array}{l} \text{Axial adjust} = \pm 1\text{mm} \\ \text{Radial adjust} = +0.5\text{mm} \end{array}$$

$$D1 = 2 \sqrt{H^2 + (B(\pm)Xa)^2}$$

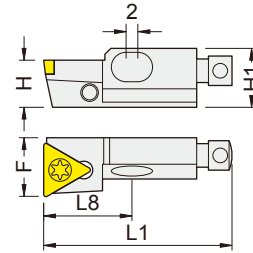


## Radial mounting



$$Xb = L1 - \frac{Dm2}{2} \quad \begin{array}{l} \text{Axial adjust} = +0.5\text{mm} \\ \text{Radial adjust} = \pm 1\text{mm} \end{array}$$

$$D2 = 2 \sqrt{H^2 + (L3(\pm)Xb)^2}$$



內徑車刀  
BORING BARS

外徑車刀  
TOOL HOLDERS

牙刀 & 開槽刀  
THREADING & GROOVING

銑刀  
MILLING

孔加工  
BORING TOOLS COMPONENTS

配件  
SPARE PARTS

Cartridge size	Item code	Screw	Wrench	Screw	Wrench	Screw	Screw	Wrench
<b>08CA</b> 	<b>SCFCR-08CA-06</b>	HM408	PL20	HTR414	PL25	RTM412	MS2506A	TF9
	<b>STFCR-08CA-09</b>							
	<b>STFPR-08CA-09</b>							
	<b>STSCR-08CA-09</b>							
	<b>STSPR-08CA-09</b>							
<b>10CA</b> 	<b>SCFCR-10CA-09</b>	HM410	PL20	HTR623	PL40	RTM515	MS4011A	TF15
	<b>SRSCR/L-10CA-10</b>						MS3509A	TF15
	<b>SSSPR-10CA-09</b>						MS4011A	TF15
	<b>STFCR-10CA-11</b>						MS2506A	TF9
	<b>STFPR-10CA-11</b>						MS3008A	TF9
	<b>STSCR-10CA-11</b>						MS2506A	TF9
	<b>STSPR-10CA-11</b>						MS3008A	TF9
<b>12CA</b> 	<b>SCFCR-12CA-12</b>	HM412	PL20	HTR623	PL40	RTM515	MS5011A	TF20
	<b>STGCL-12CA-16</b>						MS4011A	TF15
	<b>STFCR-12CA-16</b>							
	<b>STFPR-12CA-16</b>							
	<b>STSCR-12CA-16</b>							
<b>STSPR-12CA-16</b>								